

576 - JZ - 415 / 02.05.2017

BILANT

incheiat la 31.03.2017

- lei -

Nr. rand	Denumirea indicatorilor	Cod	Sold la:	
			inceputul anului	sfarsitul perioadei
A	B	C	1	2
	Active fixe necorporale (ct.2030000+2050000+2060000+2080100+2080200+ 2330000 -2800300-2800500-2800800-2900400-2900500-2900800-2930100*)	03	2153065	1895303
	Instalatii tehnice, mijloace de transport, animale, plantatii, mobilier, aparatura birotica si alte active corporale (ct.2130100+2130200+2130300+2130400+2140000+2310000 -2810300-2810400-2910300-2910400-2930200*)	04	20642542	19178751
	Terenuri si cladiri (ct. 2110100+2110200+2120101+2120102+2120201+2120301+2120401+2120501+2120601+2120901+2310000-2810100-2810200 -2910100-2910200-2930200)	05	1132526398	1133354117
	Active financiare necurente (investitii pe termen lung) peste un an (ct.2600100+2600200+2600300+2650000+ 2670201+ 2670202+ 2670203+2670204+2670205+2670208 -2960101-2960102 -2960103 -2960200), din care: 2678+2679- 296) din care:	07	915034	915034
	Titluri de participare (ct.2600100+2600200+2600300-2960101-2960102-2960103)	08	915034	915034
	Creante necurente – sume ce urmeaza a fi incasate dupa o perioada mai mare de un an (ct.4110201+4110208+4130200+4280202+4610201+ 4610209 - 4910200 - 4960200), din care:	09	319867	318270
	Creante comerciale necurente – sume ce urmeaza a fi incasate dupa o perioada mai mare de un an (ct. 4110201+4110208+4130200+4610201+4610209 - 4910200 -4960200)	10	319867	318270
	TOTAL ACTIVE NECURENTE (rd.03+04+05+06+07+09)	15	1156556906	1155661475
	Stocuri (ct.3010000+3020100+3020200+3020300+3020400+ 3020500+ 3020600+ 3020700+3020800+3020900+ 3030100+3030200+ 3040100+ 3040200+3050100+ 3050200+3070000+3090000+ 3310000+ 3320000+ 3410000+3450000+3460000+3470000+ 3490000+ 3510100+ 3510200+3540100+ 3540500+3540600+ 3560000+ 3570000+ 3580000+ 3590000+3610000+ 3710000+ 3810000+/-3480000+/-3780000-3910000 -3920100-3920200 -3930000-3940100-3940500-3940600-3950100-3950200-3950300- 3950400-3950600-3950700-3950800-3960000-3970000-3980000-4 420803)	19	30798920	30190919
	Creante din operatiuni comerciale, avansuri si alte decontari (ct.2320000+2340000+4090101+4090102+4110101+ 4110108+ 4130100+ 4180000+4250000+4280102+ 4610101+ 4610109 +4730109**+4810101+ 4810102+ 4810103+4810200+ 4810300+4810900+ 4820000+ 4830000 + 4890101+4890301- 4910100- 4960100+5120800), din care:	21	11520941	4200679
	Creante comerciale si avansuri (ct.2320000+2340000+4090101+4090102+ 4110101+ 4110108+ 4130100 +4180000+4610101-4910100 - 4960100), din care :	22	6364658	611556
	Creante bugetare (ct. 4310100**+4310200**+4310300**+4310400**+ 4310500**+ 4310700**+4370100**+4370200**+ 4370300**+4420802+	23	1041598	1215095

A	B	C	1	2
	4420400+ 4440000**+ 4460000** +4480200+ 4610102+ 4630000+ 4640000 + 4650100+4650200+4660401+ 4660402+ 4660500+ 4660900+ 4810101**+ 4810102**+ 4810103**+ 4810900**+ 4820000** - 4970000), din care:			
	Creantele bugetului general consolidat (ct.4630000+4640000+4650100+4650200+4660401+4660402+ 4660500+ 4660900 - 4970000)	24	1041597	1215095
	Împrumuturi pe termen scurt acordate (ct.2670101+2670102+2670103+2670104+2670105+ 2670108+ 2670601 +2670602+ 2670603+2670604+ 2670605+ 2670609+ 4680101+ 4680102 +4680103+ 4680104 +4680105+4680106+ 4680107+ 4680108+ 4680109 + 4690103+4690105+ 4690106+ 4690108+ 4690109)	27		1000000
	Total creante curente (rd. 21+23+25+27)	30	12562539	6415774
	Conturi la trezorerie, casa în lei (ct. 5100000+5120101+5120501+5130101+5130301+5130302+514010 1+5140301+5140302+5150101+5150103+5150301+5150500+5150 600+5160101+5160301+5160302+5170101+5170301+5170302+52 00100+5210100+5210300+5230000+5250101+5250102+5250301+ 5250302+5250400+5260000+5270000+5280000+5290101+529020 1+5290301+5290400+5290901+5310101+5500101+5520000+5550 101+5550400+5570101+5580101+5580201+5590101+5600101+56 00300+5600401+5610101+5610300+5620101+5620300+5620401+ 5710100+5710300+5710400+5740101+5740102+5740301+574030 2+5740400+5750100+5750300+5750400-7700000)	33	48245601	56336043
	Dobânda de încasat, alte valori, avansuri de trezorerie (ct.5180701+5320100+5320200+5320300+5320400+ 5320500+ 5320600+ 5320800+5420100)	33.1	206074	165351
	Conturi la institutii de credit, BNR, casa în valuta (ct. 5110101+5110102+5120102+5120402+5120502+5130102+ 5130202+5140102+5140202+5150102+5150202+5150302+ 5160102+5160202+5170102+5170202+5290102+5290202+ 5290302+5290902+5310402+5410102+5410202+5500102+ 5550102+5550202+5570202+5580102+5580202+5580302+558030 3+5590102+5590202+5600102+5600103+5600402+5610102+5610 103+5620102+5620103+5620402)	35	60529	60812
	Total disponibilitati si alte valori (rd.33+33.1+35+35.1)	40	48512204	56562206
	Cheltuieli in avans (ct. 4710000)	42	75246	55557
	TOTAL ACTIVE CURENTE (rd.19+30+31+40+41+41.1+42)	45	91948909	93224456
	TOTAL ACTIVE (rd.15+45)	46	1248505815	1248885931
	Sume necurente- sume ce urmeaza a fi platite dupa o perioada mai mare de un an (ct.2690200+4010200+4030200+4040200+4050200+4280201+ 4620201+ 4620209 + 5090000), din care:	52	30383	31533
	Datorii comerciale (ct.4010200+4030200+ 4040200+4050200+ 4620201)	53	30383	31533
	Provizioane (ct. 1510201+1510202+1510203+1510204+1510208)	55	19153	19153
	TOTAL DATORII NECURENTE (rd.52+54+55)	58	49536	50686
	Datorii comerciale, avansuri si alte decontari (ct.2690100+4010100+4030100+4040100+4050100+ 4080000+ 4190000+ 4620101+4620109 +4730109+ 4810101+4810102+ 4810103+4810200+ 4810300+ 4810900+4820000+ 4830000+4890201+ 5090000+ 5120800), din care:	60	7694506	6115252
	Datorii comerciale si avansuri (ct. 4010100+4030100+4040100+4050100+ 4080000+ 4190000+ 4620101), din care:	61	4406256	5619409
	Datorii catre bugete (ct. 4310100+4310200 + 4310300 + 4310400 + 4310500+ 4310700+ 4370100 + 4370200 + 4370300 + 4400000+4410000+ 4420300 + 4420801 + 4440000 + 4460000 +4480100 +4550501 + 4550502+ 4550503+4620109+ 4670100+ 4670200 + 4670300 + 4670400 + 4670500+ 4670900+ 4730109+4810900+ 4820000), din care:	62	4609652	4994808

A	B	C	1	2
	Contributii sociale (ct.4310100+4310200+4310300+4310400+4310500+4310700+4370100+4370200+4370300)	63.1	3158288	3442912
	Datorii din operatiuni cu Fonduri externe nerambursabile si fonduri de la buget, alte datorii catre alte organisme internationale (ct. 4500200+4500400+4500600+4510200+4510401+4540402+4540409+4510601+4510602+4510603+4510605+4510606+4510609+4520100+4520200+4530200+4540200+4540401+4540402+4540601+4540602+4540603+4550200+4550401+4550402+4550403+4550404+4560400+4580401+4580402+4580501+4580502+4590000+4620103+4730103+4760000) din care	65	33670	372115
	Împrumuturi pe termen scurt - sume ce urmeaza a fi platite într-o perioada de pâna la un an (ct.5180601+5180603+5180604+5180605+5180606 + 5180608+5180609+5180800+5190101+5190102 + 5190103+ 5190104+5190105+ 5190106+ 5190107+ 5190108+5190109+5190110+5190180+ 5190190)	70		1000000
	Salariile angajatilor (ct.4210000+4230000+4260000+4270100+4270300+4280101)	72	5947092	6422689
	Alte drepturi cuvenite altor categorii de persoane (pensii, indemnizatii de somaj, burse) (ct.4220100+4220200+4240000+4260000+4270200+4270300+4290000+4380000), din care:	73	4162197	4202046
	Venituri in avans (ct.4720000)	74	854142	699850
	Provizioane (ct. 1510101+1510102+1510103+1510104+1510108)	75	280403	280403
	TOTAL DATORII CURENTE (rd.60+62+65+70+71+72+73+74+75)	78	23581662	24087163
	TOTAL DATORII (rd.58+78)	79	23631198	24137849
	ACTIVE NETE = TOTAL ACTIVE - TOTAL DATORII = CAPITALURI PROPRII (rd.80= rd.46-79 = rd.90)	80	1224874617	1224748082
	Rezerve, fonduri (ct.1000000+1010000+1020101+1020102+1030000+1040101+1040102+1050100+1050200+1050300+1050400+1050500+1060000+1320000+1330000+1390100)	84	973340164	973564632
	Rezultatul reportat (ct.1170000- sold creditor)	85	279093237	251282272
	Rezultatul patrimonial al exercitiului (ct.1210000- sold debtor)	88	27558784	98822
	TOTAL CAPITALURI PROPRII (rd.84+85-86+87-88)	90	1224874617	1224748082

Conducatorul institutiei

MARC TIBERIU

Conducatorul compartimentului
financiar-contabil

MARUSCA LEONTINA LUCICA

CONTUL DE REZULTAT PATRIMONIAL

la data de 31.03.2017

Cod 02

-lei-


Nr. crt	Denumirea indicatorilor	Cod rand	An precedent	An curent
A	B	C	1	2
1.	Venituri din impozite, taxe, contributii de asigurari si alte venituri ale bugetelor (ct.7300100+7300200+7310100+7310200+7320100+ 7330000+ 7340000+ 7350100+7350200+7350300+7350400+ 7350500+ 7350600+7360100+7390000+7450100+7450200+ 7450300+ 7450400+ 7450500+7450900+ 7460100+ 7460200+ 7460300+ 7460900)	02	21,516,415	26,022,771
2.	Venituri din activitati economice (ct.7210000+7220000+7510100+ 7510200+/-7090000)	03	19,441,191	22,395,139
3.	Finantari, subventii, transferuri, alocatii bugetare cu destinatie speciala (ct. 7510500+7710000+7720100+7720200+7730000+7740100+7740200+7750000+7760000+7780000+7790101+790109)	04	31,907,247	14,760,680
4.	Alte venituri operationale (ct.7140000+7180000+7500000+7510300+7510400+7810200+7810300 +7810401+7810402+7770000)	05	827,584	646,601
	TOTAL VENITURI OPERATIONALE (rd.02+03+04+05)	06	73,692,437	63,825,191
1.	Salariile si contributiile sociale aferente angajatilor (ct.6410000+6420000+6450100+6450200+6450300+ 6450400+ 6450500+6450600+ 6450800+6460000+6470000)	08	21,950,910	32,292,647
2.	Subventii si transferuri (ct.6700000+6710000+6720000+6730000+6740000+ 6750000+ 6760000+ 6770000+ 6780000+6790000)	09	17,516,946	17,053,528
3.	Stocuri, consumabile, lucrari si servicii executate de terti (ct.6010000+6020100+6020200+6020300+6020400+ 6020500+ 6020600+ 6020700+6020800+6020900+6030000+ 6060000+ 6070000+6080000+6090000+6100000+ 6110000+ 6120000+ 6130000+6140000+6220000+6230000+6240100+ 6240200+ 6260000+6270000+6280000+6290100)	10	11,489,023	13,277,959
4.	Cheltuieli de capital, amortizari si provizioane (ct.6290200+6810100+6810200+6810300+6810401+6810402+6820101+ 6820109+6820200+ 6890100+ 6890200)	11	1,168,815	1,305,488
5	Alte cheltuieli operationale (ct.6350000+6540000+6580000+6580101+6580109)	12	4,420,283	6,257

A	B	C	1	2
	TOTAL CHELTUIELI OPERATIONALE (rd.08+09+10+11+12)	13	56,545,977	63,935,879
	- EXCEDENT (rd.06- rd.13)	15	17,146,460	
	- DEFICIT (rd.13- rd.06)	16		110,688
V.	CHELTUIELI FINANCIARE (ct. 6630000+6640000+6650100+6650200+66600 00+6670000+ 6680000+6690000+6860300+6860400+68608 00)	18		5
	- DEFICIT (rd.18- rd.17)	21		5
	- EXCEDENT (rd.15+20-16-21)	23	17,146,460	
	- DEFICIT (rd.16+21-15-20)	24		110,693
VIII.	VENITURI EXTRAORDINARE (ct.7910000)	25	78,158	21,073
	- EXCEDENT (rd.25-rd.26)	28	78,158	21,073
	- EXCEDENT (rd. 23+28-24-29)	29.2	17,224,618	
	- DEFICIT (rd. 24+29-23-28)	29.3		89,620
	- EXCEDENT (rd. 29.2 - rd.29.4)	31	17,224,618	
	- DEFICIT (rd. 29.3 + rd.29.4)	32		89,620

*) Nota: se determina potrivit art.13 alin.(2) lit. b) din Legea nr.227/2015 privind Codul Fiscal

Conducatorul institutiei

MARC TIBERIU



Conducatorul compartimentului
financiar-contabil

MARUSCA LEONTINA LUCICA

CONTUL DE REZULTAT PATRIMONIAL

la data de 31.03.2017

Cod 02

-lei-

Nr. crt	Denumirea indicatorilor	Cod rand	An precedent	An curent
A	B	C	1	2
1.	Venituri din impozite, taxe, contributii de asigurari si alte venituri ale bugetelor (ct.7300100+7300200+7310100+7310200+7320100+ 7330000+ 7340000+ 7350100+7350200+7350300+7350400+ 7350500+ 7350600+7360100+7390000+7450100+7450200+ 7450300+ 7450400+ 7450500+7450900+ 7460100+ 7460200+ 7460300+ 7460900)	02	21,516,415	26,022,771
2.	Venituri din activitati economice (ct.7210000+7220000+7510100+ 7510200+/-7090000)	03	305,321	1,044,550
3.	Finantari, subventii, transferuri, alocatii bugetare cu destinatie speciala (ct. 7510500+7710000+7720100+7720200+7730000+7740100+7740200+7750000+7760000+7780000+7790101+790109)	04	25,776,128	12,915,130
4.	Alte venituri operationale (ct.7140000+7180000+7500000+7510300+7510400+7810200+7810300 +7810401+7810402+7770000)	05	825,945	645,200
	TOTAL VENITURI OPERATIONALE (rd.02+03+04+05)	06	48,423,809	40,627,651
1.	Salariile si contributiile sociale aferente angajatilor (ct.6410000+6420000+6450100+6450200+6450300+ 6450400+ 6450500+6450600+ 6450800+6460000+6470000)	08	7,504,968	10,484,162
2.	Subventii si transferuri (ct.6700000+6710000+6720000+6730000+6740000+ 6750000+ 6760000+ 6770000+ 6780000+6790000)	09	17,516,946	17,053,528
3.	Stocuri, consumabile, lucrari si servicii executate de terti (ct.6010000+6020100+6020200+6020300+6020400+ 6020500+ 6020600+ 6020700+6020800+6020900+6030000+ 6060000+ 6070000+6080000+6090000+6100000+ 6110000+ 6120000+ 6130000+6140000+6220000+6230000+6240100+ 6240200+ 6260000+6270000+6280000+6290100)	10	5,065,400	5,386,185
4.	Cheltuieli de capital, amortizari si provizioane (ct.6290200+6810100+6810200+6810300+6810401+6810402+6820101+ 6820109+6820200+ 6890100+ 6890200)	11	469,756	682,389
5	Alte cheltuieli operationale (ct.6350000+6540000+6580000+6580101+6580109)	12	4,420,283	6,257

A	B	C	1	2
	TOTAL CHELTUIELI OPERATIONALE (rd.08+09+10+11+12)	13	34,977,353	33,612,521
	- EXCEDENT (rd.06- rd.13)	15	13,446,456	7,015,130
V.	CHELTUIELI FINANCIARE (ct. 6630000+6640000+6650100+6650200+66600 00+6670000+ 6680000+6690000+6860300+6860400+68608 00)	18		5
	- DEFICIT (rd.18- rd.17)	21		5
	- EXCEDENT (rd.15+20-16-21)	23	13,446,456	7,015,125
VIII.	VENITURI EXTRAORDINARE (ct.7910000)	25	78,158	21,073
	- EXCEDENT (rd.25-rd.26)	28	78,158	21,073
	- EXCEDENT (rd. 23+28-24-29)	29.2	13,524,614	7,036,198
	- EXCEDENT (rd. 29.2 - rd.29.4)	31	13,524,614	7,036,198

*) Nota: se determina potrivit art.13 alin.(2) lit. b) din Legea nr.227/2015 privind Codul Fiscal

Conducatorul institutiei

MARC TIBERIU



Conducatorul compartimentului
financiar-contabil

MARUSCA LEONTINA LUCICA

CONTUL DE REZULTAT PATRIMONIAL

la data de 31.03.2017

Cod 02

-lei-

Nr. crt	Denumirea indicatorilor	Cod rand	An precedent	An curent
A	B	C	1	2
2.	Venituri din activitati economice (ct.7210000+7220000+7510100+7510200+/-7090000)	03	19,135,870	21,350,589
3.	Finantari, subventii, transferuri, alocatii bugetare cu destinatie speciala (ct. 7510500+7710000+7720100+7720200+7730000+7740100+7740200+7750000+7760000+7780000+7790101+790109)	04	1,585,530	1,466,906
4.	Alte venituri operationale (ct.7140000+7180000+7500000+7510300+7510400+7810200+7810300+7810401+7810402+7770000)	05	1,639	1,401
	TOTAL VENITURI OPERATIONALE (rd.02+03+04+05)	06	20,723,039	22,818,896
1.	Salariile si contributiile sociale aferente angajatilor (ct.6410000+6420000+6450100+6450200+6450300+ 6450400+ 6450500+6450600+ 6450800+6460000+6470000)	08	14,445,942	21,808,485
3.	Stocuri, consumabile, lucrari si servicii executate de terti (ct.6010000+6020100+6020200+6020300+6020400+ 6020500+ 6020600+ 6020700+6020800+6020900+6030000+ 6060000+ 6070000+6080000+6090000+6100000+ 6110000+ 6120000+ 6130000+6140000+6220000+6230000+6240100+ 6240200+ 6260000+6270000+6280000+6290100)	10	6,391,057	7,645,076
4.	Cheltuieli de capital, amortizari si provizioane (ct.6290200+6810100+6810200+6810300+6810401+6810402+6820101+ 6820109+6820200+ 6890100+ 6890200)	11	623,763	468,773
	TOTAL CHELTUIELI OPERATIONALE (rd.08+09+10+11+12)	13	21,460,762	29,922,334
	- DEFICIT (rd.13- rd.06)	16	737,723	7,103,438
	- DEFICIT (rd.16+21-15-20)	24	737,723	7,103,438
	- DEFICIT (rd. 24+29-23-28)	29.3	737,723	7,103,438
	- DEFICIT (rd. 29.3 + rd.29.4)	32	737,723	7,103,438

*) Nota: se determina potrivit art.13 alin.(2) lit. b) din Legea nr.227/2015 privind Codul Fiscal

Conducatorul institutiei

MARC TIBERIU

Conducatorul compartimentului
financiar-contabil

MARUSCA LEONTINA LUCICA

SITUATIA FLUXURILOR DE TREZORERIE

la data de 31.03.2017

Cod 04

-lei-

Denumirea indicatorilor	Cod rand	Total	Casa in valuta	Alte disponibilitati
A	B	1	2	3
1. Incasari	02	1,778	767	1,011
2. Plati	03	1,495	767	728
3. Numerar net din activitatea operationala (rd. 02- rd.03)	04	283		283
IV. CRESTEREA (DESCRESTEREA) NETA DE NUMERAR SI ECHIVALENT DE NUMERAR (rd.04+rd.08+rd.12)	13	283		283
V. NUMERAR SI ECHIVALENT DE NUMERAR LA INCEPUTUL ANULUI	14	60,529		60,529
VI. NUMERAR SI ECHIVALENT DE NUMERAR LA FINELE PERIOADEI (rd.13+14 +15-16)	17	60,812		60,812

NOTA: Coloanale se completeaza astfel:


Col.1 TOTAL - (col.2+col.3+.....n)

Col.2 - ct. 531.0402 "Casa in valuta"

Col.3 si urmatoarele - ct. de disponibilitati in lei si in valuta la unitati bancare: (5xxxxxx)

Conducatorul institutiei

MARC TIBERIU

Conducatorul compartimentului
financiar-contabil

MARUSCA LEONTINA LUCICA

SITUATIA ACTIVELOR SI DATORIILOR INSTITUTIILOR PUBLICE
DIN ADMINISTRATIA LOCALA

la data de 31.03.2017

Cod 18

-lei-

Nr. rand		Cod rand	Sold la inceputul anului	Sold la sfarsitul perioadei
A	B	C	1	2
	Disponibilitati în lei ale institutiilor publice locale si ale institutiilor publice de subordonare locala, la trezorerii (ct.5100000+ct.5120101+ct.5120501+ct.5150101+ct.5150103+ct.5150500+ct.5150600+ct.5160101+ct.5160301 +ct.5160302+ct.5170101+ct.5170301+ct.5170302+ct.5210100+ct.5210300+ct.5280000+ct.5290201+ct.5290301+ct.5290400+ ct.5290901+ct.5500101+ct.5520000+ct.5550101 +ct.5570101+ct.5580101+ct.5580201+ct.5600101+ ct.5600300+ct.5610100+ct.5610300+ct.5620101+ct.5620300-ct.7700000), din care :	5	48245601	56336043
	Total (in baze cash) (rd.04+05)	8	48245601	56336043
	Total (in baze accrual) (rd.08+09)	10	48245601	56336043
	Alte valori (ct.5320100+ct.5320200+ct.5320300+ct.5320400+ct.5320500+ ct.5320600+ct.5320800)	23	206074	165351
	Disponibilitati ale institutiilor publice locale si ale institutiilor de subordonare locala la institutiile de credit rezidente (ct.5110101+ct.5110102+ct.5120102+ct.5120402+ct.5120502+ct.5150102+ ct.5150202+ct.5160102+ct.5160202+ct.5170102+ ct.5170202+ct.5290202+5290302+ct.5290902+ct.5500102+ct.	32	60529	60812

	5550102+ct. 5550202+ct.5570202+ct.55 80102+ ct.5580302+ ct.5600102+ct.5600103+ct .5610102+ct5610103+ct.56 20102+ct.5620103), din care :			
	Total (în baza cash) (rd.32+35)	36	60529	60812
	Total (în baza accrual) (rd.36+37)	38	60529	60812
	Actiuni necotate detinute de autoritatile locale la societati nefinanciare (ct.2600200 - ct.2960102) (S.11)	131	915034	915034
	Total (la valoarea contabila neta (la valoarea de intrare mai putin ajustarile cumulate pentru pierderea de valoare) (rd.131+132+133)	134	915034	915034
1	Creante comerciale necurente legate de livrari de bunuri si servicii de catre autoritatile locale sau de institutii subordonate acestora (ct.4110201+ct.4110208+c t.4130200+ct.4610201 - ct.4910200 - ct.4960200) Total (rd.158+159+160+164), din care:	157	319867	318270
	-de la societati nefinanciare (S.11),	159	319867	318270
	Creante comerciale curente legate de livrari de bunuri si servicii de catre autoritatile locale sau de institutii subordonate acestora (ct.2320000+ct.2340000+c t.4090101+ct.4090102+ct. 4110101+ ct.4110108+ ct.4130100+ct.4180000+ct .4610101 - ct.4910100 - ct.4960100). Total (rd.166+167+168+172), din care de la :	165	6364658	611556
	- de la societati nefinanciare (S.11),	167	6364658	611556
1	Creante ale bugetului local (ct.4640000 -ct. 4970000). Total	176	1041597	1215095

	(rd.177+178+179+183), din care:			
	-de la societati nefinanciare (S.11),	178	1041597	1215095
	Total creante (rd.176+184)	185	1041597	1215095
1	Sume datorate tertilor reprezentând garantii si cautiuni aflate în conturile institutiilor publice (ct.4280101+ct.4280201+c t.4620109+ct.4620209) Total (rd.204+205+206), din care :	203	79599	47280
	- salariatilor (gospodariile populatiei) (S.143)	204		4134
	- societati nefinanciare (S.11)	205	79599	43146
	Sume primite din excedentul anului precedent pentru acoperirea golurilor temporare de casa si pentru finantarea cheltuielilor sectiunii de dezvoltare (ct.5190107+ct.5190190)	267.1		1000000
	Total (în baze cash) (rd.262+266+267+267 .1)	268		1000000
	Total (în baze accrual) (cash+dobânzi) (rd.268+27 4)	275		1000000
	Datorii comerciale necurente legate de livrari de bunuri si servicii (ct.4010200+ct.4030200+c t.4040200+ ct.4050200+ct.4620201). Total (rd.313+314+318+319), din care catre :	312	30383	31533
	- Societati nefinanciare (S.11)	313	30383	31533
	Datorii comerciale curente legate de livrari de bunuri si servicii (ct.4010100+ct.4030100+c t.4040100 +ct. 4050100+ct.4080000 + ct.4190000+ ct.4620101) Total (rd.321+322+326+327), din care catre :	320	4406256	5619409
	- Societati nefinanciare	321	4406256	5619409

(S.11)				
Datoriile institutiilor publice din administratia locala catre bugete (ct.4420300+ ct.4310100+ct.4310200+ct.4310300+ct.4310400+ ct.4310500+ ct.4310700+ct.4370100+ct.4370200+ct.4370300+ ct.4420801 +ct.4440000+ct.4460000+c t.4480100)	331	4609652	4996226	
Salariile angajatilor (ct 4210000+ct.4230000+ct.4260000 +ct.4270100+ct.4270300 +ct.4280101)	332	5947092	6422689	
Alte drepturi cuvenite altor categorii de persoane (ct.4260000+ct.4270200 +ct.4270300+ct.4290000+ct.4380000)	333	4162197	4202046	
Total (rd.331+332+333+334)	335	14718941	15620961	
Provizioane necurente (ct.1510201+ ct.1510202+ ct.1510203 +ct.1510204 +ct.1510208), din care:	342.1	19153	19153	
Provizioane curente (ct. 1510101+ct.1510102+ ct.1510103+ ct.1510104+ ct.1510108) , din care:	343	280403	280403	
Provizioane curente, constituite conform OUG 71/2009 si OG 17/2012 reprezentând drepturi salariale câstigate în instanta (ct.1510103)	343.2	280403	280403	

Nota

Sectoarele si subsectoarele definite conform Sistemului European de Conturi (SEC' 95)	utilizator Anexa 40	Cod SEC'95
Societati nefinanciare		S.11
Societati financiare		S.12
Banca centrala		S.121
Societati care accepta depozite, exclusiv banca centrala		S.122
Fonduri de piata monetara		S.123
Fonduri de investitii, altele decat fondurile de piata monetara		S.124
Alti intermediari financiari, exclusiv societati de asigurare si fonduri de pensii		S.125
Auxiliari financiari		S.126
Societati de asigurare (SA)		S.128
Fonduri de pensii (FP)		S.129
Administratii publice		S.13
Administratia centrala(exclusiv fondurile de securitate sociala)		S.1311
Administratia locale(exclusiv fondurile de securitate sociala)		S.1313
Fonduri de securitate sociala		S.1314
Gospodariile populatiei		S.14
Restul lumii		S.2
State membre si institutii si organisme ale Uniunii Europene		S.21
Statele membre ale Uniunii Europene		S.211
Institutiile si organisme ale Uniunii Europene		S.212
State nonmembre si organizatii internationale nerezidente ale Uniunii Europene		S.22

Conducatorul institutiei

MARC TIBERIU



Conducatorul compartimentului
financiar-contabil
MARUSCA LEONTINA LUCICA

SITUATIA
unor indicatori referitori la protec_ia copilului si a persoanelor cu handicap

la data de 31.03.2017

Cod 08


Denumire	Cod rand	Numar
Copii protejati în:	002	539
Centre de plasament	003	358
Centre de îngrijire de zi	004	53
Centre maternale **)	005	128
Persoane cu handicap institutionalizate în unitati deprotectie	006	421

*) La asistentii maternali angajati ai serviciilor publice, la rude pâna la gr. IV inclusiv, la alte familii si persoane, încredintati în vederea adoptiei.

**) Coloana „Numar” se va completa cu numarul de cupluri mama-copil.

Conducatorul institutiei

MARC TIBERIU



Conducatorul compartimentului
financiar-contabil
MARUSCA LEONTINA LUCICA

Cod 03

SITUATIA FLUXURILOR DE TREZORERIE
la data de 31.03.2017

-lei-

DENUMIREA INDICATORULUI	Cod rand	TOTAL	CASA ct. 5310101	Buget de stat *) ct. 5200100/ 7700000	Buget local ct. 5210100/ 7700000	Buget asigurarilor sociale de stat ct. 5250101+ 5250102/ 7700000	Buget asigurarilor pentru somaj ct. 5740101+ 5740102/ 7700000	Buget Fond national de asigurari sociale de sanatate ct. 5710100/ 7700000	Buget Fond pentru mediu 5750100/ 7700000	Buget trezoreriei statului ct. 5240100/ 7700000	Buget instituti publice finantate integral din venituri proprii 5600101/ 7700000	Buget instituti publice finantate din venituri proprii si suventii 5610101/ 7700000	Buget activitati finantate din venituri proprii si buget activitati de privatizate 5620101/ 7700000	Buget imprumuturi interne si externe ct 5130101+ 5140101+ 5160101+ 5170101/ 7700000	Buget fonduri externe neramb (sursaD) 5150103/ 7700000	Alte disponibilitati (ct.5xx)
A	B	1	2	3	4	5	6	7	8	9	10	11	12	13	14	15
1. Incasari	02	69945900	727221		40262208						27084661	1530299	9038			332473
2. Plati	03	61593577	727221	9202	32165872						26900679	1447096				352709
3. Numerar net din activitatea operationala (rd.02-03)	04	8352323		-9202	8096336						183982	83203	9038			-20236
1. Incasari	06	58799			58799											
2. Plati	07	303841			55725						248116					
3. Numerar net din activitatea de investitii (rd.06-07)	08	-245042			3074						-248116					
1. Incasari	10	2200000			1000000						1200000					
3. Numerar net din activitatea de finantare (rd.10-rd.11)	12	2200000			1000000						1200000					
IV. CRESTEREA (DESCRESTEREA) NETA DE NUMERAR SI ECHIVALENT DE NUMERAR (rd.04+rd.08+rd.12)	13	10307281		-9202	9099410						1135866	83203	9038			-20236
V. NUMERAR SI ECHIVALENT DE NUMERAR LA INCEPUTUL ANULUI	14	48245601			43860766						3639747	503143	7637			234308
- Sume utilizate din excedentul anului precedent/sume transferate din excedent pentru constituirea de depozite in trezorerie ***)	14.2	2207637			1000000						1200000		7637			
VI. NUMERAR SI ECHIVALENT DE NUMERAR LA SFÂRSITUL PERIOADEI (rd.13+rd.14+14.1-14.2-14.3)	15	56345245		-9202	51960176						3575613	586346	9038			214072

*) La unitatile administrativ-teritoriale si la unitatile de invatamant preuniversitar coloana 3 nu se aduna in coloana 1 -Total

**) Randurile 14.1 "Sume recuperate din excedentul anului precedent" se completeaza pentru bugetele: locale, institutii publice finantate integral sau partial din venituri proprii, activitatilor finantate integral din venituri proprii, fondurilor externe nerambursabile (sursa 08/D) in situatia existentei unui buget de venituri si cheltuieli, activ. de privatizare, Fondului de mediu astfel:

- cu sume recuperate din excedentul anilor precedenti;
- cu sume virate din fondul spitalului in excedentul bugetului de venituri proprii al unitatii sanitare publice

**) Randurile 14.2 "Sume utilizate din excedentul anului precedent/sume transferate din excedent la bugetul local/sume transferate din excedent pentru constituirea de depozite in trezorerie" se completeaza astfel: pentru bugetele: locale, institutiilor publice finantate integral sau partial din venituri proprii, activitatilor finantate integral din venituri proprii fondurilor externe nerambursabile (sursa 08/D) in situatia existentei unui buget de venituri si cheltuieli, activitatii de privatizare, Fondului de mediu - cu sumele utilizate din excedentul anual precedent pentru efectuarea de cheltuieli, acoperirea golurilor temporare de casa;

- pentru bugetul institutiilor publice finantate integral din venituri proprii si bugetul activitatilor finantate integral din venituri proprii - cu sumele transferate din excedent la bugetul local
- pentru bugetul asigurarilor sociale de stat, bugetul asigurarilor de somaj, bugetul Fondului national unic de asigurari sociale de sanatate, bugetul Fondului de mediu, bugetul institutiilor publice finantate integral din venituri proprii, bugetul activitatilor finantate integral din venituri proprii si bugetul activitatii de privatizare si bugetul fondurilor externe nerambursabile (sursa 08/D) in situatia existentei unui buget de venituri si cheltuieli - cu sume transferate din excedent pentru constituirea de depozite in trezorerie.

***) Randul 14.3 "Sume transferate din disponibil neutilizat la finele anului precedent" se completeaza pentru: bugetul fondurilor externe nerambursabile (sursa 08/D) in situatia existentei doar a buget de cheltuieli, bugetul creditelor interne si bugetul creditelor externe - cu sumele transferate la inceputul anului din disponibil neutilizat la finele anului precedent.

Conducatorul institutiei



Conducatorul compartimentului
financiar-contabil

MARUSCA LEONTINA LUCICA

Viza trezorerie

CONTUL DE EXECUTIE AL INSTITUTIILOR PUBLICE - CHELTUIELI

la data de 31.03.2017

Cod 21 Capitol 4902

Subcapitol

-lei-

DENUMIREA INDICATORILOR*)	Cod indicator	Credite de angajament	Credite bugetare		Angajamente bugetare	Angajamente legale	Plati efectuate	Angajamente legale de platit	Cheltuieli efective
			anuale aprobate la finele perioadei de raportare	trimestriale cumulate					
A	B	1	2	3	4	5	6	7=5-6	8
TOTAL CHELTUIELI(SECTIUNEA DE FUNCTIONARE+SECTIUNEA DE DEZVOLTARE)		184,979,160	300,120,090	83,179,290	268,814,093	268,814,093	60,817,489	207,996,604	63,534,161
SECTIUNEA DE FUNCTIONARE (cod 01+79+85)	F	142,962,090	255,150,090	73,951,790	223,750,543	223,750,543	60,474,948	163,275,595	62,510,075
CHELTUIELI CURENTE (10+20+30+40+50+51SF+55SF+57+59)	01F	143,107,050	255,295,050	74,096,750	223,914,910	223,914,910	60,639,315	163,275,595	62,510,075
TITLUL I CHELTUIELI DE PERSONAL (cod 10.01 la 10.03)	10	40,287,250	124,498,250	33,273,390	124,522,250	124,522,250	31,505,663	93,016,587	32,420,041
Cheltuieli salariale in bani (cod 10.01.01+10.01.03 la 10.01.08 +10.01.10 la 10.01.16 +10.01.30)	1001	32,757,570	98,640,570	26,523,150	98,664,570	98,664,570	25,213,750	73,450,820	25,937,363
Salarii de baza	100101	28,422,200	67,638,200	18,494,800	67,662,200	67,662,200	17,484,891	50,177,309	17,690,412
Sporuri pentru conditii de munca	100105	1,914,900	14,524,900	3,821,000	14,524,900	14,524,900	3,768,572	10,756,328	3,824,733
Alte sporuri	100106	674,650	8,584,650	2,195,150	8,584,650	8,584,650	2,099,531	6,485,119	2,038,348
Fond pentru posturi ocupate prin cumul	100110	56,500	56,500	22,500	56,500	56,500	18,510	37,990	18,510
Fond aferent platii cu ora	100111	551,000	6,151,000	1,633,000	6,151,000	6,151,000	1,561,202	4,589,798	1,539,392
Indemnizatii platite unor persoane din afara unitatii	100112	756,500	1,301,500	331,500	1,301,500	1,301,500	278,084	1,023,416	279,193
Indemnizatii de delegare	100113	79,500	81,500	21,200	81,500	81,500	2,716	78,784	2,716
Alte drepturi salariale in bani	100130	302,320	302,320	4,000	302,320	302,320	244	302,076	544,059
Cheltuieli salariale in natura (cod 10.02.01 la 10.02.06+10.02.30)	1002	43,000	3,483,000	724,000	3,483,000	3,483,000	591,720	2,891,280	596,003
Tichete de masa	100201		3,440,000	710,000	3,440,000	3,440,000	581,272	2,858,728	581,272
Transportul la si de la locul de munca	100205	43,000	43,000	14,000	43,000	43,000	10,448	32,552	14,731
Contributii (cod 10.03.01 la 10.03.06)	1003	7,486,680	22,374,680	6,026,240	22,374,680	22,374,680	5,700,193	16,674,487	5,886,675
Contributii de asigurari sociale de stat	100301	5,094,020	15,494,020	4,140,640	15,494,020	15,494,020	3,991,658	11,502,362	4,123,043

A	B	1	2	3	4	5	6	7=5-6	8
Contributii de asigurari de somaj	100302	175,690	499,690	138,860	499,690	499,690	123,931	375,759	127,044
Contributii de asigurari sociale de sanatate	100303	1,716,320	5,136,320	1,382,280	5,136,320	5,136,320	1,309,171	3,827,149	1,336,415
Contributii de asigurari pentru accidente de munca si boli profesionale	100304	66,950	246,950	68,440	246,950	246,950	60,074	186,876	72,707
Contributii pentru concedii si indemnizatii	100306	433,700	997,700	296,020	997,700	997,700	215,359	782,341	227,466
TITLUL II BUNURI SI SERVICII (cod 20.01 la 20.06+20.09 la 20.16+20.18 la 20.25+20.27+20.30)	20	19,883,400	47,644,400	16,407,260	16,407,260	16,407,260	9,561,237	6,846,023	11,570,562
Bunuri si servicii (cod 20.01.01 la 20.01.09+20.01.30)	2001	4,632,950	13,308,950	4,590,150	4,590,150	4,590,150	3,326,964	1,263,186	4,027,905
Furnituri de birou	200101	123,700	398,700	110,050	110,050	110,050	71,584	38,466	137,118
Materiale pentru curatenie	200102	289,700	939,700	352,450	352,450	352,450	168,031	184,419	281,561
Incalzit, iluminat si forta motrica	200103	2,016,500	3,996,500	1,736,800	1,736,800	1,736,800	1,304,680	432,120	1,544,793
Apa, canal si salubritate	200104	285,250	928,250	278,700	278,700	278,700	214,486	64,214	213,072
Carburanti si lubrifianti	200105	259,000	319,000	96,000	96,000	96,000	30,717	65,283	107,932
Piese de schimb	200106	60,500	1,340,500	304,000	304,000	304,000	147,995	156,005	109,492
Transport	200107	131,000	191,000	38,000	38,000	38,000	26,320	11,680	28,820
Posta, telecomunicatii, radio, tv, internet	200108	266,100	426,100	121,850	121,850	121,850	91,740	30,110	96,400
Materiale si prestari de servicii cu caracter functional	200109	727,200	1,895,200	670,500	670,500	670,500	497,938	172,562	623,541
Alte bunuri si servicii pentru intretinere si functionare	200130	474,000	2,874,000	881,800	881,800	881,800	773,473	108,327	885,176
Reparatii curente	2002	6,844,800	7,294,800	3,466,500	3,466,500	3,466,500	239,151	3,227,349	283,394
Hrana (cod 20.03.01+20.03.02)	2003	2,414,000	3,864,000	1,217,350	1,217,350	1,217,350	962,285	255,065	1,356,258
Hrana pentru oameni	200301	2,407,800	3,857,800	1,211,150	1,211,150	1,211,150	960,861	250,289	1,350,661
Hrana pentru animale	200302	6,200	6,200	6,200	6,200	6,200	1,424	4,776	5,597
Medicamente si materiale sanitare (cod 20.04.01 la 20.04.04)	2004	450,800	16,227,800	4,948,000	4,948,000	4,948,000	3,759,690	1,188,310	4,704,637
Medicamente	200401	295,300	8,530,300	2,844,000	2,844,000	2,844,000	1,829,683	1,014,317	2,463,059
Materiale sanitare	200402	126,400	3,326,400	871,900	871,900	871,900	775,276	96,624	926,288
Reactivi	200403		3,880,000	1,100,000	1,100,000	1,100,000	1,097,241	2,759	1,206,693
Dezinfectanti	200404	29,100	491,100	132,100	132,100	132,100	57,490	74,610	108,597
Bunuri de natura obiectelor de inventar (cod 20.05.01+20.05.03+20.05.30)	2005	591,500	1,589,500	743,000	743,000	743,000	294,215	448,785	134,386
Uniforme si echipament	200501	6,000	56,000	52,000	52,000	52,000		52,000	8,871
Lenjerie si accesorii de pat	200503	18,000	88,000	75,000	75,000	75,000		75,000	
Alte obiecte de inventar	200530	567,500	1,445,500	616,000	616,000	616,000	294,215	321,785	125,515
Deplasari, detasari, transferari (cod 20.06.01+20.06.02)	2006	448,400	508,400	130,700	130,700	130,700	40,378	90,322	28,615

A	B	1	2	3	4	5	6	7=5-6	8
Deplasari interne, detasari, transferari	200601	402,900	460,900	111,700	111,700	111,700	40,092	71,608	28,329
Deplasari in strainatate	200602	45,500	47,500	19,000	19,000	19,000	286	18,714	286
Materiale de laborator	2009	6,000	6,000	1,500	1,500	1,500		1,500	
Carti, publicatii si materiale documentare	2011	247,500	263,500	56,000	56,000	56,000	26,285	29,715	16,398
Pregatire profesionala	2013	188,960	302,960	57,560	57,560	57,560	27,891	29,669	32,639
Protectia muncii	2014	25,550	145,550	43,050	43,050	43,050	24,485	18,565	27,022
Reabilitare infrastructura program inundatii pentru autoritati publice locale	2020	40,000	40,000						
Alte cheltuieli (cod 20.30.01 la 20.30.04+20.30.06+20.30.07+20.30.09+20.30.30)	2030	3,992,940	4,092,940	1,153,450	1,153,450	1,153,450	859,893	293,557	959,308
Reclama si publicitate	203001	66,000	106,000	36,500	36,500	36,500	15,258	21,242	15,549
Protocol si reprezentare	203002	2,000	2,000	500	500	500	130	370	130
Prime de asigurare non-viata	203003	14,000	14,000	7,000	7,000	7,000	2,249	4,751	3,223
Prestari servicii pentru transmiterea drepturilor	203006	327,000	327,000	84,000	84,000	84,000	79,631	4,369	79,566
Fondul Presedintelui/Fondul conducatorului institutiei publice	203007	4,000	4,000	1,000	1,000	1,000	575	425	477
Alte cheltuieli cu bunuri si servicii	203030	3,579,940	3,639,940	1,024,450	1,024,450	1,024,450	762,050	262,400	860,363
TITLUL V FONDURI DE REZERVA (cod 50.04)	50	3,776,500	3,776,500	2,000,000	3,776,500	3,776,500		3,776,500	
Fond de rezerva bugetara la dispozitia autoritatilor locale	5004	3,776,500	3,776,500	2,000,000	3,776,500	3,776,500		3,776,500	
TITLUL VI TRANSFERURI INTRE UNITATI ALE ADMINISTRATIEI PUBLICE (cod 51.01) (cod 51.01)	51F	8,596,200	8,596,200	2,914,700	8,596,200	8,596,200	2,682,200	5,914,000	1,466,000
Transferuri curente (cod 51.01.01+51.01.03+51.01.05+ 51.01.14+51.01.15+ 51.01.24 +51.01.26 +51.01.31+51.01.39+ 51.01.46+51.01.49+51.01.60+51.01.61+51.01.64)	5101	8,596,200	8,596,200	2,914,700	8,596,200	8,596,200	2,682,200	5,914,000	1,466,000
Transferuri catre institutii publice	510101	6,125,000	6,125,000	1,419,500	6,125,000	6,125,000	1,195,000	4,930,000	1,195,000
Transferuri din bugetele consiliilor locale si judetene pentru acordarea unor ajutoare	510124	1,216,200	1,216,200	1,216,200	1,216,200	1,216,200	1,216,200		
Transferuri din bugetele locale pentru finantarea unitatilor de asistenta sociala si medico-sociale	510139	1,255,000	1,255,000	279,000	1,255,000	1,255,000	271,000	984,000	271,000
TITLUL VII ALTE TRANSFERURI (cod 55.01+ 55.02)	55F	17,000	17,000	17,000	17,000	17,000		17,000	
B. Transferuri curente în strainatate (catre organizatii internationale) (cod 55.02.01+55.02.04)	5502	17,000	17,000	17,000	17,000	17,000		17,000	
Contributii si cotizatii la organisme internationale	550201	17,000	17,000	17,000	17,000	17,000		17,000	
TITLUL IX ASISTENTA SOCIALA (cod 57.02)	57	54,583,700	54,583,700	15,627,400	54,583,700	54,583,700	13,369,885	41,213,815	13,518,142

A	B	1	2	3	4	5	6	7=5-6	8
Ajutoare sociale (cod 57.02.01 la 57.02.05)	5702	54,583,700	54,583,700	15,627,400	54,583,700	54,583,700	13,369,885	41,213,815	13,518,142
Ajutoare sociale in numerar	570201	32,110,200	32,110,200	9,542,400	32,110,200	32,110,200	9,039,351	23,070,849	9,082,563
Ajutoare sociale in natura	570202	22,473,500	22,473,500	6,085,000	22,473,500	22,473,500	4,330,534	18,142,966	4,435,579
TITLUL XI ALTE CHELTUIEL (cod 59.01+59.02+59.08+59.11+59.12+59.15+59.17+59.20+59.22+59.25+59.30+59.35)	59	15,963,000	16,179,000	3,857,000	16,012,000	16,012,000	3,520,330	12,491,670	3,535,330
Burse	5901		216,000	49,000	49,000	49,000	39,534	9,466	39,534
Asociatii si fundatii	5911	1,412,500	1,412,500	204,000	1,412,500	1,412,500	112,654	1,299,846	127,654
Sustinerea cultelor	5912	1,000,000	1,000,000	220,000	1,000,000	1,000,000	219,727	780,273	219,727
Contributii la salarizarea personalului neclerical	5915	10,528,000	10,528,000	2,572,000	10,528,000	10,528,000	2,568,554	7,959,446	2,568,554
Despagubiri civile	5917	24,500	24,500		24,500	24,500		24,500	
Sume destinate finantarii programelor sportive realizate de structurile sportive de drept privat	5920	2,650,000	2,650,000	750,000	2,650,000	2,650,000	571,000	2,079,000	571,000
Actiuni cu caracter stiintific si social-cultural	5922	348,000	348,000	62,000	348,000	348,000	8,861	339,139	8,861
TITLUL XIX PLATI EFECTUATE IN ANII PRECEDENTI SI RECUPERATE IN ANUL CURENT(85.01)	85F	-144,960	-144,960	-144,960	-164,367	-164,367	-164,367		
Plati efectuate in anii precedenti si recuperate in anul curent (cod 85.01.01)	8501F	-144,960	-144,960	-144,960	-164,367	-164,367	-164,367		
Plati efectuate in anii precedenti si recuperate in anul curent în sectiunea de functionare a bugetului local	850101	-144,960	-144,960	-144,960	-164,367	-164,367	-164,367		
SECTIUNEA DE DEZVOLTARE (cod 51+55+56+58+70+81+85)	D	42,017,070	44,970,000	9,227,500	45,063,550	45,063,550	342,541	44,721,009	1,024,086
TITLUL VI TRANSFERURI INTRE UNITATI ALE ADMINISTRATIEI PUBLICE (cod 51.02)	51D	1,188,070	1,089,000	400,000	1,188,070	1,188,070		1,188,070	
Transferuri de capital (cod 51.02.12+51.02.28+51.02.29)	5102	1,188,070	1,089,000	400,000	1,188,070	1,188,070		1,188,070	
Transferuri pentru finantarea investitiilor la spitale	510212	1,181,070	1,082,000	400,000	1,181,070	1,181,070		1,181,070	
Alte transferuri de capital catre institutii publice	510229	7,000	7,000		7,000	7,000		7,000	
TITLUL VII ALTE TRANSFERURI (cod 55.01)	55D	2,279,800	2,279,800	1,167,000	2,279,800	2,279,800	38,700	2,241,100	
A. Transferuri interne (cod 55.01.03+55.01.07 la 55.01.10 +55.01.12 + 55.01.13 +55.01.15+55.01.28+55.01.42+55.01.56)	5501D	2,279,800	2,279,800	1,167,000	2,279,800	2,279,800	38,700	2,241,100	
Programe de dezvoltare	550113	2,279,800	2,279,800	1,167,000	2,279,800	2,279,800	38,700	2,241,100	
Titlul VIII PROIECTE CU FINANTARE DIN FONDURI EXTERNE NERAMBURSABILE (FEN) POSTADERARE (cod 56.01 la 56.05+cod 56.07+56.08+56.11+56.15 la 56.18	56	92,000	92,000	92,000	92,000	92,000	4,308	87,692	306,075

A	B	1	2	3	4	5	6	7=5-6	8
+56.25+56.27+56.28+56.40)									
Programe din Fondul European de Dezvoltare Regionala (FEDR) (cod 56.01.01 la 56.01.03)	5601	92,000	92,000	92,000	92,000	92,000	4,308	87,692	306,075
Cheltuieli neeligibile*)	560103	92,000	92,000	92,000	92,000	92,000	4,308	87,692	306,075
TITLUL X Proiecte cu finantare din fonduri externe nerambursabile aferente cadrului financiar 2014-2020 (cod 58.01 la 58.05+58.11+58.12+58.15+58.16+58.30)	58	45,000	45,000	10,000	45,000	45,000	433	44,567	27
Alte programe comunitare finantate in perioada 2014-2020 (cod 58.15.01 la 58.15.03)	5815	45,000	45,000	10,000	45,000	45,000	433	44,567	27
Finantarea nationala	581501	9,000	9,000	4,000	9,000	9,000	433	8,567	27
Finantarea externa nerambursabila	581502	36,000	36,000	6,000	36,000	36,000		36,000	
CHELTUIELI DE CAPITAL ((cod 71+72+75)	70	38,412,200	41,464,200	7,558,500	41,464,200	41,464,200	304,620	41,159,580	717,984
TITLUL XIII ACTIVE NEFINANCIARE (cod 71.01 + 71.03)	71	38,412,200	41,464,200	7,558,500	41,464,200	41,464,200	304,620	41,159,580	717,984
Active fixe (cod 71.01.01 la 71.01.03+71.01.30)	7101	37,514,200	39,584,200	7,018,500	39,584,200	39,584,200	299,146	39,285,054	717,657
Constructii	710101	33,082,530	33,622,530	4,327,530	33,622,530	33,622,530	48,662	33,573,868	237,770
Masini, echipamente si mijloace de transport	710102	220,000	1,321,600	324,400	1,321,600	1,321,600	206,345	1,115,255	419,774
Mobilier, aparatura birotica si alte active corporale	710103	1,023,000	1,098,600	331,600	1,098,600	1,098,600	41,771	1,056,829	26,512
Alte active fixe	710130	3,188,670	3,541,470	2,034,970	3,541,470	3,541,470	2,368	3,539,102	33,601
Reparatii capitale aferente activelor fixe	7103	898,000	1,880,000	540,000	1,880,000	1,880,000	5,474	1,874,526	327
TITLUL XIX PLATI EFECTUATE IN ANII PRECEDENTI SI RECUPERATE IN ANUL CURENT (85.01)	85				-5,520	-5,520	-5,520		
Plati efectuate in anii precedenti si recuperate in anul curent (cod 85.01.02+85.01.05)	8501				-5,520	-5,520	-5,520		
Plati efectuate in anii precedenti si recuperate in anul curent in sectiunea de dezvoltare a bugetului local	850102				-5,520	-5,520	-5,520		
TITLUL VI TRANSFERURI INTRE UNITATI ALE ADMINISTRATIEI PUBLICE (cod 51.01+51.02)	51	9,784,270	9,685,200	3,314,700	9,784,270	9,784,270	2,682,200	7,102,070	1,466,000
TITLUL VII ALTE TRANSFERURI (cod 55.01+55.02)	55	2,296,800	2,296,800	1,184,000	2,296,800	2,296,800	38,700	2,258,100	
A. CHELTUIELILE CURENTE (10+20+30+40+50+51+55+56+58+57+59)	01	146,711,920	258,800,850	75,765,750	227,519,780	227,519,780	60,682,756	166,837,024	62,816,177
TITLUL XIX PLATI EFECTUATE IN ANII PRECEDENTI SI RECUPERATE IN ANUL CURENT (85.01)	85	-144,960	-144,960	-144,960	-169,887	-169,887	-169,887		

Conducatorul institutiei

MARC TIBERIU

Conducatorul compartimentului financiar contabil

MARUSCA LEONTINA

CONTUL DE EXECUTIE AL INSTITUTIILOR PUBLICE - CHELTUIELI

la data de 31.03.2017

Cod 21 Capitol 5002

Subcapitol

-lei-

DENUMIREA INDICATORILOR*)	Cod indicator	Credite de angajament	Credite bugetare		Angajamente bugetare	Angajamente legale	Plati efectuate	Angajamente legale de platit	Cheltuieli efective
			anuale aprobate la finele perioadei de raportare	trimestriale cumulate					
A	B	1	2	3	4	5	6	7=5-6	8
TOTAL CHELTUIELI(SECTIUNEA DE FUNCTIONARE+SECTIUNEA DE DEZVOLTARE)		176,802,070	176,679,000	50,891,650	166,474,476	166,474,476	32,221,598	134,252,878	33,612,527
SECTIUNEA DE FUNCTIONARE (cod 01+79+85)	F	135,146,000	135,122,000	42,514,150	124,823,926	124,823,926	32,127,173	92,696,753	32,924,538
CHELTUIELI CURENTE (10+20+30+40+50+51SF+55SF+57+59)	01F	135,290,960	135,266,960	42,659,110	124,953,120	124,953,120	32,256,367	92,696,753	32,924,538
TITLUL I CHELTUIELI DE PERSONAL (cod 10.01 la 10.03)	10	35,109,300	35,085,300	11,098,590	35,109,300	35,109,300	9,771,506	25,337,794	10,484,355
Cheltuieli salariale in bani (cod 10.01.01+10.01.03 la 10.01.08 +10.01.10 la 10.01.16 +10.01.30)	1001	28,533,920	28,509,920	8,995,800	28,533,920	28,533,920	7,962,911	20,571,009	8,522,354
Salarii de baza	100101	24,398,800	24,374,800	7,701,800	24,398,800	24,398,800	6,811,039	17,587,761	6,801,424
Sporuri pentru conditii de munca	100105	1,764,300	1,764,300	602,200	1,764,300	1,764,300	557,653	1,206,647	576,702
Alte sporuri	100106	665,500	665,500	227,800	665,500	665,500	198,979	466,521	205,128
Fond pentru posturi ocupate prin cumul	100110	56,500	56,500	22,500	56,500	56,500	18,510	37,990	18,510
Fond aferent platii cu ora	100111	534,000	534,000	229,000	534,000	534,000	223,095	310,905	223,761
Indemnizatii platite unor persoane din afara unitatii	100112	756,500	756,500	191,500	756,500	756,500	151,144	605,356	150,523
Indemnizatii de delegare	100113	56,000	56,000	17,000	56,000	56,000	2,247	53,753	2,247
Alte drepturi salariale in bani	100130	302,320	302,320	4,000	302,320	302,320	244	302,076	544,059
Cheltuieli salariale in natura (cod 10.02.01 la 10.02.06+10.02.30)	1002	43,000	43,000	14,000	43,000	43,000	10,448	32,552	14,731
Transportul la si de la locul de munca	100205	43,000	43,000	14,000	43,000	43,000	10,448	32,552	14,731
Contributii (cod 10.03.01 la 10.03.06)	1003	6,532,380	6,532,380	2,088,790	6,532,380	6,532,380	1,798,147	4,734,233	1,947,270
Contributii de asigurari sociale de stat	100301	4,432,120	4,432,120	1,394,140	4,432,120	4,432,120	1,264,504	3,167,616	1,369,844
Contributii de asigurari de somaj	100302	153,190	153,190	52,760	153,190	153,190	39,359	113,831	41,790

A	B	1	2	3	4	5	6	7=5-6	8
Contributii de asigurari sociale de sanatate	100303	1,493,670	1,493,670	477,080	1,493,670	1,493,670	413,225	1,080,445	431,831
Contributii de asigurari pentru accidente de munca si boli profesionale	100304	57,190	57,190	18,130	57,190	57,190	12,414	44,776	24,745
Contributii pentru concedii si indemnizatii	100306	396,210	396,210	146,680	396,210	396,210	68,645	327,565	79,060
TITLUL II BUNURI SI SERVICII (cod 20.01 la 20.06+20.09 la 20.16+20.18 la 20.25+20.27+20.30)	20	17,593,260	17,593,260	7,255,420	7,255,420	7,255,420	2,960,841	4,294,579	3,969,106
Bunuri si servicii (cod 20.01.01 la 20.01.09+20.01.30)	2001	3,883,850	3,883,850	1,722,950	1,722,950	1,722,950	1,242,079	480,871	1,674,057
Furnituri de birou	200101	100,900	100,900	34,250	34,250	34,250	19,673	14,577	69,201
Materiale pentru curatenie	200102	276,000	276,000	99,050	99,050	99,050	58,400	40,650	129,303
Incalzit, iluminat si forta motrica	200103	1,772,000	1,772,000	921,300	921,300	921,300	732,923	188,377	912,433
Apa, canal si salubritate	200104	263,150	263,150	109,600	109,600	109,600	78,253	31,347	76,143
Carburanti si lubrifianti	200105	217,000	217,000	69,500	69,500	69,500	10,308	59,192	81,130
Piese de schimb	200106	52,000	52,000	22,000	22,000	22,000	5,966	16,034	14,011
Transport	200107	38,000	38,000	16,000	16,000	16,000	14,364	1,636	14,364
Posta, telecomunicatii, radio, tv, internet	200108	210,100	210,100	65,250	65,250	65,250	44,690	20,560	46,045
Materiale si prestari de servicii cu caracter functional	200109	512,700	512,700	205,000	205,000	205,000	131,519	73,481	154,355
Alte bunuri si servicii pentru intretinere si functionare	200130	442,000	442,000	181,000	181,000	181,000	145,983	35,017	177,072
Reparatii curente	2002	6,825,800	6,825,800	3,313,000	3,313,000	3,313,000	171,104	3,141,896	207,322
Hrana (cod 20.03.01+20.03.02)	2003	2,342,000	2,342,000	806,350	806,350	806,350	620,021	186,329	1,003,114
Hrana pentru oameni	200301	2,335,800	2,335,800	800,150	800,150	800,150	618,597	181,553	997,517
Hrana pentru animale	200302	6,200	6,200	6,200	6,200	6,200	1,424	4,776	5,597
Medicamente si materiale sanitare (cod 20.04.01 la 20.04.04)	2004	352,800	352,800	132,500	132,500	132,500	83,721	48,779	137,920
Medicamente	200401	204,300	204,300	79,500	79,500	79,500	55,836	23,664	80,487
Materiale sanitare	200402	119,400	119,400	40,900	40,900	40,900	26,948	13,952	49,081
Dezinfectanti	200404	29,100	29,100	12,100	12,100	12,100	937	11,163	8,352
Bunuri de natura obiectelor de inventar (cod 20.05.01+20.05.03+20.05.30)	2005	494,500	494,500	219,000	219,000	219,000	90,595	128,405	134,059
Uniforme si echipament	200501	5,000	5,000	2,000	2,000	2,000		2,000	8,871
Lenjerie si accesorii de pat	200503	16,000	16,000	5,000	5,000	5,000		5,000	
Alte obiecte de inventar	200530	473,500	473,500	212,000	212,000	212,000	90,595	121,405	125,188
Deplasari, detasari, transferari (cod 20.06.01+20.06.02)	2006	366,900	366,900	103,700	103,700	103,700	32,213	71,487	20,450
Deplasari interne, detasari, transferari	200601	341,900	341,900	88,700	88,700	88,700	32,213	56,487	20,450
Deplasari in strainatate	200602	25,000	25,000	15,000	15,000	15,000		15,000	

A	B	1	2	3	4	5	6	7=5-6	8
Carti, publicatii si materiale documentare	2011	225,500	225,500	44,000	44,000	44,000	25,798	18,202	15,911
Pregatire profesionala	2013	160,060	160,060	22,060	22,060	22,060	7,836	14,224	8,326
Protectia muncii	2014	16,050	16,050	11,050	11,050	11,050	2,108	8,942	2,294
Reabilitare infrastructura program inundatii pentru autoritati publice locale	2020	40,000	40,000						
Alte cheltuieli (cod 20.30.01 la 20.30.04+20.30.06+20.30.07+20.30.09+20.30.30)	2030	2,885,800	2,885,800	880,810	880,810	880,810	685,366	195,444	765,653
Reclama si publicitate	203001	40,000	40,000	20,000	20,000	20,000	8,805	11,195	8,525
Protocol si reprezentare	203002	2,000	2,000	500	500	500	130	370	130
Prime de asigurare non-viata	203003	8,000	8,000	2,000	2,000	2,000	693	1,307	1,667
Prestari servicii pentru transmiterea drepturilor	203006	327,000	327,000	84,000	84,000	84,000	79,631	4,369	79,566
Fondul Presedintelui/Fondul conducatorului institutiei publice	203007	4,000	4,000	1,000	1,000	1,000	575	425	477
Alte cheltuieli cu bunuri si servicii	203030	2,504,800	2,504,800	773,310	773,310	773,310	595,532	177,778	675,288
TITLUL V FONDURI DE REZERVA (cod 50.04)	50	3,776,500	3,776,500	2,000,000	3,776,500	3,776,500		3,776,500	
Fond de rezerva bugetara la dispozitia autoritatilor locale	5004	3,776,500	3,776,500	2,000,000	3,776,500	3,776,500		3,776,500	
TITLUL VI TRANSFERURI INTRE UNITATI ALE ADMINISTRATIEI PUBLICE (cod 51.01) (cod 51.01)	51F	8,596,200	8,596,200	2,914,700	8,596,200	8,596,200	2,682,200	5,914,000	1,466,000
Transferuri curente (cod 51.01.01+51.01.03+51.01.05+ 51.01.14+51.01.15+ 51.01.24 +51.01.26 +51.01.31+51.01.39+ 51.01.46+51.01.49+51.01.60+51.01.61+51.01.64)	5101	8,596,200	8,596,200	2,914,700	8,596,200	8,596,200	2,682,200	5,914,000	1,466,000
Transferuri catre institutii publice	510101	6,125,000	6,125,000	1,419,500	6,125,000	6,125,000	1,195,000	4,930,000	1,195,000
Transferuri din bugetele consiliilor locale si judetene pentru acordarea unor ajutoare	510124	1,216,200	1,216,200	1,216,200	1,216,200	1,216,200	1,216,200		
Transferuri din bugetele locale pentru finantarea unitatilor de asistenta sociala si medico-sociale	510139	1,255,000	1,255,000	279,000	1,255,000	1,255,000	271,000	984,000	271,000
TITLUL VII ALTE TRANSFERURI (cod 55.01+ 55.02)	55F	17,000	17,000	17,000	17,000	17,000		17,000	
B. Transferuri curente in strainatate (catre organizatii internationale) (cod 55.02.01+55.02.04)	5502	17,000	17,000	17,000	17,000	17,000		17,000	
Contributii si cotizatii la organisme internationale	550201	17,000	17,000	17,000	17,000	17,000		17,000	
TITLUL IX ASISTENTA SOCIALA (cod 57.02)	57	54,583,700	54,583,700	15,627,400	54,583,700	54,583,700	13,369,885	41,213,815	13,518,142
Ajutoare sociale (cod 57.02.01 la 57.02.05)	5702	54,583,700	54,583,700	15,627,400	54,583,700	54,583,700	13,369,885	41,213,815	13,518,142
Ajutoare sociale in numerar	570201	32,110,200	32,110,200	9,542,400	32,110,200	32,110,200	9,039,351	23,070,849	9,082,563
Ajutoare sociale in natura	570202	22,473,500	22,473,500	6,085,000	22,473,500	22,473,500	4,330,534	18,142,966	4,435,579

A	B	1	2	3	4	5	6	7=5-6	8
TITLUL XI ALTE CHELTUIELI (cod 59.01+59.02+59.08+59.11+59.12+59.15+59.17+59.20+59.22+59.25+59.30+59.35)	59	15,615,000	15,615,000	3,746,000	15,615,000	15,615,000	3,471,935	12,143,065	3,486,935
Asociatii si fundatii	5911	1,412,500	1,412,500	204,000	1,412,500	1,412,500	112,654	1,299,846	127,654
Sustinerea cultelor	5912	1,000,000	1,000,000	220,000	1,000,000	1,000,000	219,727	780,273	219,727
Contributii la salarizarea personalului neclerical	5915	10,528,000	10,528,000	2,572,000	10,528,000	10,528,000	2,568,554	7,959,446	2,568,554
Despagubiri civile	5917	24,500	24,500		24,500	24,500		24,500	
Sume destinate finantarii programelor sportive realizate de structurile sportive de drept privat	5920	2,650,000	2,650,000	750,000	2,650,000	2,650,000	571,000	2,079,000	571,000
TITLUL XIX PLATI EFECTUATE IN ANII PRECEDENTI SI RECUPERATE IN ANUL CURENT(85.01)	85F	-144,960	-144,960	-144,960	-129,194	-129,194	-129,194		
Plati efectuate in anii precedenti si recuperate in anul curent (cod 85.01.01)	8501F	-144,960	-144,960	-144,960	-129,194	-129,194	-129,194		
Plati efectuate in anii precedenti si recuperate in anul curent in sectiunea de functionare a bugetului local	850101	-144,960	-144,960	-144,960	-129,194	-129,194	-129,194		
SECTIUNEA DE DEZVOLTARE (cod 51+55+56+58+70+81+85)	D	41,656,070	41,557,000	8,377,500	41,650,550	41,650,550	94,425	41,556,125	687,989
TITLUL VI TRANSFERURI INTRE UNITATI ALE ADMINISTRATIEI PUBLICE (cod 51.02)	51D	1,188,070	1,089,000	400,000	1,188,070	1,188,070		1,188,070	
Transferuri de capital (cod 51.02.12+51.02.28+51.02.29)	5102	1,188,070	1,089,000	400,000	1,188,070	1,188,070		1,188,070	
Transferuri pentru finantarea investitiilor la spitale	510212	1,181,070	1,082,000	400,000	1,181,070	1,181,070		1,181,070	
Alte transferuri de capital catre institutii publice	510229	7,000	7,000		7,000	7,000		7,000	
TITLUL VII ALTE TRANSFERURI (cod 55.01)	55D	2,279,800	2,279,800	1,167,000	2,279,800	2,279,800	38,700	2,241,100	
A. Transferuri interne (cod 55.01.03+55.01.07 la 55.01.10 +55.01.12 + 55.01.13 +55.01.15+55.01.28+55.01.42+55.01.56)	5501D	2,279,800	2,279,800	1,167,000	2,279,800	2,279,800	38,700	2,241,100	
Programe de dezvoltare	550113	2,279,800	2,279,800	1,167,000	2,279,800	2,279,800	38,700	2,241,100	
Titlul VIII PROIECTE CU FINANTARE DIN FONDURI EXTERNE NERAMBURSABILE (FEN) POSTADERARE (cod 56.01 la 56.05+cod 56.07+56.08+56.11+56.15 la 56.18 +56.25+56.27+56.28+56.40)	56	92,000	92,000	92,000	92,000	92,000	4,308	87,692	306,075
Programe din Fondul European de Dezvoltare Regionala (FEDR) (cod 56.01.01 la 56.01.03)	5601	92,000	92,000	92,000	92,000	92,000	4,308	87,692	306,075
Cheltuieli neeligibile*)	560103	92,000	92,000	92,000	92,000	92,000	4,308	87,692	306,075
TITLUL X Proiecte cu finantare din fonduri externe	58	45,000	45,000	10,000	45,000	45,000	433	44,567	27

A	B	1	2	3	4	5	6	7=5-6	8
nerambursabile aferente cadrului financiar 2014-2020 (cod 58.01 la 58.05+58.11+58.12+58.15+58.16+58.30)									
Alte programe comunitare finantate in perioada 2014-2020 (cod 58.15.01 la 58.15.03)	5815	45,000	45,000	10,000	45,000	45,000	433	44,567	27
Finantarea nationala	581501	9,000	9,000	4,000	9,000	9,000	433	8,567	27
Finantarea externa nerambursabila	581502	36,000	36,000	6,000	36,000	36,000		36,000	
CHELTUIELI DE CAPITAL ((cod 71+72+75)	70	38,051,200	38,051,200	6,708,500	38,051,200	38,051,200	56,504	37,994,696	381,887
TITLUL XIII ACTIVE NEFINANCIARE (cod 71.01 + 71.03)	71	38,051,200	38,051,200	6,708,500	38,051,200	38,051,200	56,504	37,994,696	381,887
Active fixe (cod 71.01.01 la 71.01.03+71.01.30)	7101	37,195,200	37,195,200	6,582,500	37,195,200	37,195,200	51,030	37,144,170	381,560
Constructii	710101	33,082,530	33,082,530	4,326,530	33,082,530	33,082,530	48,662	33,033,868	236,631
Masini, echipamente si mijloace de transport	710102	220,000	220,000	50,000	220,000	220,000		220,000	107,397
Mobilier, aparatura birotica si alte active corporale	710103	711,000	711,000	256,000	711,000	711,000		711,000	14,130
Alte active fixe	710130	3,181,670	3,181,670	1,949,970	3,181,670	3,181,670	2,368	3,179,302	23,402
Reparatii capitale aferente activelor fixe	7103	856,000	856,000	126,000	856,000	856,000	5,474	850,526	327
TITLUL XIX PLATI EFECTUATE IN ANII PRECEDENTI SI RECUPERATE IN ANUL CURENT (85.01)	85				-5,520	-5,520	-5,520		
Plati efectuate in anii precedenti si recuperate in anul curent (cod 85.01.02+85.01.05)	8501				-5,520	-5,520	-5,520		
Plati efectuate in anii precedenti si recuperate in anul curent in sectiunea de dezvoltare a bugetului local	850102				-5,520	-5,520	-5,520		
TITLUL VI TRANSFERURI INTRE UNITATI ALE ADMINISTRATIEI PUBLICE (cod 51.01+51.02)	51	9,784,270	9,685,200	3,314,700	9,784,270	9,784,270	2,682,200	7,102,070	1,466,000
TITLUL VII ALTE TRANSFERURI (cod 55.01+55.02)	55	2,296,800	2,296,800	1,184,000	2,296,800	2,296,800	38,700	2,258,100	
A. CHELTUIELILE CURENTE (10+20+30+40+50+51+55+56+58+57+59)	01	138,895,830	138,772,760	44,328,110	128,557,990	128,557,990	32,299,808	96,258,182	33,230,640
TITLUL XIX PLATI EFECTUATE IN ANII PRECEDENTI SI RECUPERATE IN ANUL CURENT (85.01)	85	-144,960	-144,960	-144,960	-134,714	-134,714	-134,714		

Conducatorul institutiei

MARC TIBERIU

Conducatorul compartimentului financiar contabil

MARUSCA LEONTINA

CONTUL DE EXECUTIE AL INSTITUTIILOR PUBLICE - CHELTUIELI

la data de 31.03.2017

21 Capitol 5010

Subcapitol

-lei-

DENUMIREA INDICATORILOR*)	Cod indicator	Credite de angajament	Credite bugetare		Angajamente bugetare	Angajamente legale	Plati efectuate	Angajamente legale de platit	Cheltuieli efective
			anuale aprobate la finele perioadei de raportare	trimestriale cumulate					
A	B	1	2	3	4	5	6	7=5-6	8
AL CHELTUIELI(SECTIUNEA DE FUNCTIONARE+SECTIUNEA DE DEZVOLTARE)		8,177,090	123,441,090	32,287,640	102,339,617	102,339,617	28,595,891	73,743,726	29,921,634
SECTIUNEA DE FUNCTIONARE (cod 01+79+85)	F	7,816,090	120,028,090	31,437,640	98,926,617	98,926,617	28,347,775	70,578,842	29,585,537
CHELTUIELI CURENTE (cod 20+30+40+50+51SF+55SF+57+59)	01F	7,816,090	120,028,090	31,437,640	98,961,790	98,961,790	28,382,948	70,578,842	29,585,537
CHELTUIELI DE PERSONAL (cod 10.01 la 10.03)	10	5,177,950	89,412,950	22,174,800	89,412,950	89,412,950	21,734,157	67,678,793	21,935,686
Cheltuieli salariale in bani (cod 10.01.01+10.01.03 la 10.01.08 +10.01.10 la 10.01.16 +10.01.30)	1001	4,223,650	70,130,650	17,527,350	70,130,650	70,130,650	17,250,839	52,879,811	17,415,009
Salarii de baza	100101	4,023,400	43,263,400	10,793,000	43,263,400	43,263,400	10,673,852	32,589,548	10,888,988
Indemnizatii pentru conditii de munca	100105	150,600	12,760,600	3,218,800	12,760,600	12,760,600	3,210,919	9,549,681	3,248,031
Indemnizatii pentru cheltuieli de transport	100106	9,150	7,919,150	1,967,350	7,919,150	7,919,150	1,900,552	6,018,598	1,833,220
Indemnizatii pentru cheltuieli de transport aferent platii cu ora	100111	17,000	5,617,000	1,404,000	5,617,000	5,617,000	1,338,107	4,278,893	1,315,631
Indemnizatii platite unor persoane din afara unitatii	100112		545,000	140,000	545,000	545,000	126,940	418,060	128,670
Indemnizatii de delegare	100113	23,500	25,500	4,200	25,500	25,500	469	25,031	469
Cheltuieli salariale in natura (cod 10.02.01 la 10.02.06+10.02.30)	1002		3,440,000	710,000	3,440,000	3,440,000	581,272	2,858,728	581,272
Indemnizatii de masa	100201		3,440,000	710,000	3,440,000	3,440,000	581,272	2,858,728	581,272
Contributii (cod 10.03.01 la 10.03.06)	1003	954,300	15,842,300	3,937,450	15,842,300	15,842,300	3,902,046	11,940,254	3,939,405
Contributii de asigurari sociale de stat	100301	661,900	11,061,900	2,746,500	11,061,900	11,061,900	2,727,154	8,334,746	2,753,199
Contributii de asigurari de somaj	100302	22,500	346,500	86,100	346,500	346,500	84,572	261,928	85,254
Contributii de asigurari sociale de sanatate	100303	222,650	3,642,650	905,200	3,642,650	3,642,650	895,946	2,746,704	904,584
Contributii de asigurari pentru accidente de munca si boli	100304	9,760	189,760	50,310	189,760	189,760	47,660	142,100	47,962

A	B	1	2	3	4	5	6	7=5-6	8
sionale									
ibutii pentru concedii si indemnizatii	100306	37,490	601,490	149,340	601,490	601,490	146,714	454,776	148,406
JL II BUNURI SI SERVICII (cod 20.01 la 20.06+20.09 la 20.18 la 20.25+20.27+20.30)	20	2,290,140	30,051,140	9,151,840	9,151,840	9,151,840	6,600,396	2,551,444	7,601,456
ri si servicii (cod 20.01.01 la 20.01.09+20.01.30)	2001	749,100	9,425,100	2,867,200	2,867,200	2,867,200	2,084,885	782,315	2,353,848
turi de birou	200101	22,800	297,800	75,800	75,800	75,800	51,911	23,889	67,917
riale pentru curatenie	200102	13,700	663,700	253,400	253,400	253,400	109,631	143,769	152,258
zit, iluminat si forta motrica	200103	244,500	2,224,500	815,500	815,500	815,500	571,757	243,743	632,360
canal si salubritate	200104	22,100	665,100	169,100	169,100	169,100	136,233	32,867	136,929
uranti si lubrifianti	200105	42,000	102,000	26,500	26,500	26,500	20,409	6,091	26,802
e de schimb	200106	8,500	1,288,500	282,000	282,000	282,000	142,029	139,971	95,481
port	200107	93,000	153,000	22,000	22,000	22,000	11,956	10,044	14,456
a, telecomunicatii, radio, tv, internet	200108	56,000	216,000	56,600	56,600	56,600	47,050	9,550	50,355
riale si prestari de servicii cu caracter functional	200109	214,500	1,382,500	465,500	465,500	465,500	366,419	99,081	469,186
unuri si servicii pentru intretinere si functionare	200130	32,000	2,432,000	700,800	700,800	700,800	627,490	73,310	708,104
ratii curente	2002	19,000	469,000	153,500	153,500	153,500	68,047	85,453	76,072
a (cod 20.03.01+20.03.02)	2003	72,000	1,522,000	411,000	411,000	411,000	342,264	68,736	353,144
a pentru oameni	200301	72,000	1,522,000	411,000	411,000	411,000	342,264	68,736	353,144
camente si materiale sanitare (cod 20.04.01 la 20.04.04)	2004	98,000	15,875,000	4,815,500	4,815,500	4,815,500	3,675,969	1,139,531	4,566,717
camente	200401	91,000	8,326,000	2,764,500	2,764,500	2,764,500	1,773,847	990,653	2,382,572
riale sanitare	200402	7,000	3,207,000	831,000	831,000	831,000	748,328	82,672	877,207
tivi	200403		3,880,000	1,100,000	1,100,000	1,100,000	1,097,241	2,759	1,206,693
fectanti	200404		462,000	120,000	120,000	120,000	56,553	63,447	100,245
ri de natura obiectelor de inventar (cod 20.05.01+20.05.03+20.05.30)	2005	97,000	1,095,000	524,000	524,000	524,000	203,620	320,380	327
rne si echipament	200501	1,000	51,000	50,000	50,000	50,000		50,000	
rie si accesorii de pat	200503	2,000	72,000	70,000	70,000	70,000		70,000	
obiecte de inventar	200530	94,000	972,000	404,000	404,000	404,000	203,620	200,380	327
asari, detasari, transferari (cod 20.06.01+20.06.02)	2006	81,500	141,500	27,000	27,000	27,000	8,165	18,835	8,165
asari interne, detasari, transferari	200601	61,000	119,000	23,000	23,000	23,000	7,879	15,121	7,879
asari in strainatate	200602	20,500	22,500	4,000	4,000	4,000	286	3,714	286
riale de laborator	2009	6,000	6,000	1,500	1,500	1,500		1,500	

A	B	1	2	3	4	5	6	7=5-6	8
publicatii si materiale documentare	2011	22,000	38,000	12,000	12,000	12,000	487	11,513	487
stire profesionala	2013	28,900	142,900	35,500	35,500	35,500	20,055	15,445	24,313
ctia muncii	2014	9,500	129,500	32,000	32,000	32,000	22,377	9,623	24,728
cheltuieli (cod 20.30.01 la 1.04+20.30.06+20.30.07+20.30.09+20.30.30)	2030	1,107,140	1,207,140	272,640	272,640	272,640	174,527	98,113	193,655
ima si publicitate	203001	26,000	66,000	16,500	16,500	16,500	6,453	10,047	7,024
de asigurare non-viata	203003	6,000	6,000	5,000	5,000	5,000	1,556	3,444	1,556
cheltuieli cu bunuri si servicii	203030	1,075,140	1,135,140	251,140	251,140	251,140	166,518	84,622	185,075
JL XI ALTE CHELTUIELI (cod +59.02+59.08+59.11+59.12+59.15+59.17+59.20+59.22+ +59.30+59.35)	59	348,000	564,000	111,000	397,000	397,000	48,395	348,605	48,395
	5901		216,000	49,000	49,000	49,000	39,534	9,466	39,534
ni cu caracter stiintific si social-cultural	5922	348,000	348,000	62,000	348,000	348,000	8,861	339,139	8,861
JL XIX PLATI EFECTUATE IN ANII PRECEDENTI SI OPERATE IN ANUL CURENT(85.01)	85F				-35,173	-35,173	-35,173		
efectuate in anii precedenti si recuperate in anul curent (85.01.01)	8501F				-35,173	-35,173	-35,173		
efectuate in anii precedenti si recuperate in anul curent in unea de functionare a bugetului local	850101				-35,173	-35,173	-35,173		
FIUNEA DE DEZVOLTARE (cod 5+56+58+70+81+85)	D	361,000	3,413,000	850,000	3,413,000	3,413,000	248,116	3,164,884	336,097
CHLTUIELI DE CAPITAL ((cod 71+72+75)	70	361,000	3,413,000	850,000	3,413,000	3,413,000	248,116	3,164,884	336,097
JL XIII ACTIVE NEFINANCIARE (cod 71.01 + 71.03)	71	361,000	3,413,000	850,000	3,413,000	3,413,000	248,116	3,164,884	336,097
de fixe (cod 71.01.01 la 71.01.03+71.01.30)	7101	319,000	2,389,000	436,000	2,389,000	2,389,000	248,116	2,140,884	336,097
structii	710101		540,000	1,000	540,000	540,000		540,000	1,139
si, echipamente si mijloace de transport	710102		1,101,600	274,400	1,101,600	1,101,600	206,345	895,255	312,377
ier, aparatura birotica si alte active corporale	710103	312,000	387,600	75,600	387,600	387,600	41,771	345,829	12,382
active fixe	710130	7,000	359,800	85,000	359,800	359,800		359,800	10,199
ratii capitale aferente activelor fixe	7103	42,000	1,024,000	414,000	1,024,000	1,024,000		1,024,000	
CHLTUIELILE CURENTE (20+30+40+50+51+55+56+58+57+59)	01	7,816,090	120,028,090	31,437,640	98,961,790	98,961,790	28,382,948	70,578,842	29,585,537
JL XIX PLATI EFECTUATE IN ANII PRECEDENTI SI OPERATE IN ANUL CURENT (85.01)	85				-35,173	-35,173	-35,173		

CONTUL DE EXECUTIE

A BUGETULUI INSTITUTIILOR PUBLICE SI ACTIVITATILOR FINANTATE INTEGRAL SAU PARTIAL DIN VENITURI PROPRII (DE SUBORDONARE LOCALA) -VENITUR

la data de 31.03.2017

pd 20

-lei-

Denumirea indicatorilor	Cod indicator	Prevederi bugetare		Drepturi constatate			Incasari realizate	Stingeri pe alte cai decat incasari	Drepturi constatate de incasat
		anuale aprobate la finele perioadei de raportare	trimestriale cumulate	Total,din care:	din anii precedenti	din anul curent			
A	B	1	2	3=4+5	4	5	6	7	8=3-6-7
TAL VENITURI (cod 02+00.15+00.16+00.17+45.10+48.10)	000110	123,441,090	32,287,640	30,273,135	6,209,326	24,063,809	29,823,998		449,137
VENITURI CURENTE (cod 00.03+00.12)	0002	89,446,450	21,847,500	21,768,000	6,209,326	15,558,674	21,326,863		441,137
VENITURI NEFISCALE (cod 00.13+00.14)	2900	89,446,450	21,847,500	21,768,000	6,209,326	15,558,674	21,326,863		441,137
VENITURI DIN PROPRIETATE (cod 30.10+31.10)	3000			8,932	8,932				8,932
venituri din proprietate (cod 10.05+30.10.08+30.10.09+30.10.50)	3010			8,932	8,932				8,932
venituri din concesiuni si inchirieri (cod 30.10.05.30)	301005			8,932	8,932				8,932
venituri din concesiuni si inchirieri de catre institutiile de licee	30100530			8,932	8,932				8,932
VANZARI DE BUNURI SI SERVICII (cod 10+34.10+35.10+36.10+37.10)	3300	89,446,450	21,847,500	21,759,068	6,200,394	15,558,674	21,326,863		432,205
venituri din prestari de servicii si alte activitati (cod 33.10.05+33.10.08+33.10.09+33.10.13+ 33.10.14+ 33.10.16+33.10.17+33.10.19 la 33.10.21+33.10.30 la 33.10.32+33.10.50)	3310	89,226,450	21,757,000	21,716,106	6,200,394	15,515,712	21,283,901		432,205
venituri din prestari de servicii si alte venituri in invatamant	331005	90,000	20,000	15,795		15,795	15,795		
venituri din prestari de servicii	331008	55,000	15,000	25,190	10,977	14,213	11,273		13,917
venituri din serbari si spectacole scolare, manifestari culturale, artistice si sportive	331019	55,000	5,000	2,000	1,000	1,000	2,000		
venituri din contractele incheiate cu casele de asigurari de sanatate	331021	71,823,000	17,461,000	17,519,751	6,074,820	11,444,931	17,288,484		231,267
venituri din contractele incheiate cu directiile de sanatate publice din sume alocate de la bugetul de stat	331030	10,785,000	2,696,000	2,019,534		2,019,534	2,019,534		
venituri din contractele incheiate cu directiile de sanatate publice din sume alocate din veniturile proprii ale Ministerului	331031	2,500,000	625,000	1,077,000		1,077,000	1,077,000		

A	B	1	2	3=4+5	4	5	6	7	8=3-6-7
statii									
venituri din contractele incheiate cu institutiile de medicina ala	331032	1,740,000	435,000	409,940		409,940	409,940		
venituri din prestari de servicii si alte activitati	331050	2,178,450	500,000	646,896	113,597	533,299	459,875		187,021
erse venituri (cod 36.10.04+36.10.32+36.10.50)	3610	220,000	90,500	42,962		42,962	42,962		
venituri	361050	220,000	90,500	42,962		42,962	42,962		
saminte din sectiunea de functionare pentru finantarea tiunii de dezvoltare a bugetului local (cu semnul minus)	371003	-1,970,000	-450,000	-320,000		-320,000	-320,000		
saminte din sectiunea de functionare	371004	1,970,000	450,000	320,000		320,000	320,000		
PERA?IUNI FINANCIARE (cod 40.10+41.10)	0016	3,085,640	2,731,640	1,200,000		1,200,000	1,200,000		
asAri din rambursarea împrumuturilor acordate (cod. 10.15+40.10.16)	4010	3,085,640	2,731,640						
ne utilizate din excedentul anului precedent pentru ctuarea de cheltuieli (cod. 40.10.15.01+40.10.15.02)	401015	3,085,640	2,731,640						
ne utilizate de administratiile locale din excedentul anului cedent pentru sectiunea de functionare	40101501	2,731,640	2,731,640						
ne utilizate de administratiile locale din excedentul anului cedent pentru sectiunea de dezvoltare	40101502	354,000							
operatiuni financiare(cod.41.10.06)	4110			1,200,000		1,200,000	1,200,000		
ne din excedentul anului precedent pentru acoperirea urilor temporare de casa	411006			1,200,000		1,200,000	1,200,000		
SUBVENTII (cod 00.18)	4100	30,909,000	7,708,500	7,305,135		7,305,135	7,297,135		8,000
BVENTII DE LA ALTE NIVELE ALE ADMINISTRATIEI BLICE (cod 42.10+43.10)	0018	1,089,000	400,000						
ventii de la alte administratii d43.10.09+43.10.10+43.10.14 la 43.10.17+43.10.19 + 10.25 la 43.10.27+43.10.31+43.10.32)	4310	30,909,000	7,708,500	7,305,135		7,305,135	7,297,135		8,000
ventii pentru institutii publice	431009	7,380,000	1,698,500	1,474,000		1,474,000	1,466,000		8,000
ventii din bugetele locale pentru finantarea cheltuielilor capital in domeniul sanatatii	431014	1,082,000	400,000						
ventii pentru institutii publice destinate sectiunii de voltare	431019	7,000							
ventii	431033	22,440,000	5,610,000	5,831,135		5,831,135	5,831,135		
NITURILE SECTIUNII DE FUNCTIONARE (cod 02+00.16+00.17) - TOTAL	000110	120,028,090	31,437,640	29,953,135	6,209,326	23,743,809	29,503,998		449,137
VENITURI CURENTE (cod 00.03+00.12)	0002	87,476,450	21,397,500	21,448,000	6,209,326	15,238,674	21,006,863		441,137
VENITURI NEFISCALE (cod 00.13+00.14)	2900	87,476,450	21,397,500	21,448,000	6,209,326	15,238,674	21,006,863		441,137
VENITURI DIN PROPRIETATE (cod 30.10 +31.10)	3000			8,932	6,932				8,932

A	B	1	2	3=4+5	4	5	6	7	8=3-6-7
venituri din proprietate (cod 10.05+30.10.08+30.10.09+30.10.50)	3010			8,932	8,932				8,932
venituri din concesiuni si inchirieri (cod 30.10.05.30)	301005			8,932	8,932				8,932
venituri din concesiuni si inchirieri de catre institutiile de invatamant	30100530			8,932	8,932				8,932
VANZARI DE BUNURI SI SERVICII (cod 10+34.10+35.10+36.10+37.10)	3300	87,476,450	21,387,500	21,439,068	6,200,394	15,238,674	21,006,863		432,205
venituri din prestari de servicii si alte activitati (cod 33.10.05+33.10.08+33.10.09+33.10.13+ 33.10.14 +33.10.16+33.10.17 +33.10.19 la 33.10.21+33.10.30 la 33.10.32+33.10.50)	3310	89,226,450	21,757,000	21,716,106	6,200,394	15,515,712	21,283,901		432,205
venituri din prestari de servicii si alte venituri in invatamant	331005	90,000	20,000	15,795		15,795	15,795		
venituri din prestari de servicii	331008	55,000	15,000	25,190	10,977	14,213	11,273		13,917
venituri din serbari si spectacole scolare, manifestari culturale, artistice si sportive	331019	55,000	5,000	2,000	1,000	1,000	2,000		
venituri din contractele incheiate cu casele de asigurari de sanatate	331021	71,823,000	17,461,000	17,519,751	6,074,820	11,444,931	17,288,484		231,267
venituri din contractele incheiate cu directiile de sanatate publica din sume alocate de la bugetul de stat	331030	10,785,000	2,696,000	2,019,534		2,019,534	2,019,534		
venituri din contractele incheiate cu directiile de sanatate publica din sume alocate din veniturile proprii ale Ministerului Sanitatii	331031	2,500,000	625,000	1,077,000		1,077,000	1,077,000		
venituri din contractele incheiate cu institutiile de medicina de familie	331032	1,740,000	435,000	409,940		409,940	409,940		
venituri din prestari de servicii si alte activitati	331050	2,178,450	500,000	646,896	113,597	533,299	459,875		187,021
cheltuieli curente (cod 36.10.04+36.10.32+36.10.50)	3610	220,000	90,500	42,962		42,962	42,962		
cheltuieli curente	361050	220,000	90,500	42,962		42,962	42,962		
transferuri voluntare, altele decât subventiile (cod 10.01+37.10.03+37.10.50)	3710	-1,970,000	-450,000	-320,000		-320,000	-320,000		
transferuri din sectiunea de functionare pentru finantarea dezvoltarii de dezvoltare a bugetului local (cu semnul minus)	371003	-1,970,000	-450,000	-320,000		-320,000	-320,000		
OPERATIUNI FINANCIARE (cod 40.10+41.10)	0016	2,731,640	2,731,640	1,200,000		1,200,000	1,200,000		
dobanzi din rambursarea împrumuturilor acordate (cod. 40.10.15)	4010	2,731,640	2,731,640						
dobanzi utilizate din excedentul anului precedent pentru acoperirea de cheltuieli (cod. 40.10.15.01)	401015	2,731,640	2,731,640						
dobanzi utilizate de administratiile locale din excedentul anului precedent pentru sectiunea de functionare	40101501	2,731,640	2,731,640						

A	B	1	2	3=4+5	4	5	6	7	8=3-6-7
operatiuni financiare(cod.41.10.06)	4110			1,200,000		1,200,000	1,200,000		
ne din excedentul anului precedent pentru acoperirea urilor temporare de casa	411006			1,200,000		1,200,000	1,200,000		
SUBVENTII (cod 00.18)	4100	29,820,000	7,308,500	7,305,135		7,305,135	7,297,135		8,000
BVENTII DE LA ALTE NIVELE ALE ADMINISTRATIEI BLICE (cod 42.10+43.10)	0018	29,820,000	7,308,500	7,305,135		7,305,135	7,297,135		8,000
ventii de la alte administratii (cod 43.10.09+43.10.10 1.10.15)	4310	29,820,000	7,308,500	7,305,135		7,305,135	7,297,135		8,000
ventii pentru institutii publice	431009	7,380,000	1,698,500	1,474,000		1,474,000	1,466,000		8,000
ventii	431033	22,440,000	5,610,000	5,831,135		5,831,135	5,831,135		
NITURILE SECTIUNII DE DEZVOLTARE (cod 02+00.15+00.16+00.17+45.10+48.10) - TOTAL	000110	3,413,000	850,000	320,000		320,000	320,000		
VENITURI CURENTE (cod 00.12)	0002	1,970,000	450,000	320,000		320,000	320,000		
VENITURI NEFISCALE (cod 00.14)	2900	1,970,000	450,000	320,000		320,000	320,000		
VANZARI DE BUNURI SI SERVICII (cod 36.10+37.10)	3300	1,970,000	450,000	320,000		320,000	320,000		
nsferuri voluntare, altele decât subventiile (cod 37.10.04)	3710	1,970,000	450,000	320,000		320,000	320,000		
saminte din sectiunea de functionare	371004	1,970,000	450,000	320,000		320,000	320,000		
OPERATIUNI FINANCIARE (cod 40.10)	0016	354,000							
asari din rambursarea împrumuturilor acordate (cod. 10.15+ 40.10.16)	4010	354,000							
ne utilizate din excedentul anului precedent pentru ctuarea de cheltuieli (cod. 40.10.15.02)	401015	354,000							
ne utilizate de administratiile locale din excedentul anului cedent pentru sectiunea de dezvoltare	40101502	354,000							
SUBVENTII (cod 00.18)	4100	1,089,000	400,000						
BVENTII DE LA ALTE NIVELE ALE ADMINISTRATIEI BLICE (cod 42.10+43.10)	0018	1,089,000	400,000						
ventii de la alte administratii (cod 10.14+43.10.16+43.10.17+43.10.19 + 43.10.25 la 10.27+43.10.31+43.10.32)	4310	1,089,000	400,000						
ventii din bugetele locale pentru finantarea cheltuielilor capital in domeniul sanatatii	431014	1,082,000	400,000						
ventii pentru institutii publice destinate sectiunii de voltare	431019	7,000							

Conducatorul institutiei

MARC TIBERIU

Conducatorul compartimentului financiar contabil

MARUSCA LEONTINA

CONTUL DE EXECUTIE
BUGETULUI INSTITUTIILOR PUBLICE SI ACTIVITATILOR FINANTATE INTEGRAL SAU PARTIAL DIN VENITURI PROPRII (DE SUBORDONARE LOCALA) -CHELTUIELI

la data de 31.03.2017

21

-lei-

Denumirea indicatorilor *)	Cod indicator	Credite de angajament	Credite bugetare		Angajamente bugetare	Angajamente legale	Plati efectuate	Angajamente legale de platit	Cheltuieli efective
			anuale aprobate la finele perioadei de raportare	trimestriale cumulate					
A	B	1	2	3	4	5	6	7=5-6	8
AL CHELTUIELI - SECTIUNEA DE FUNCTIONARE + FIUNEA DE DEZVOLTARE (cod 59.10+63.10+70.10+74.10+79.10)	4910	8,177,090	123,441,090	32,287,640	102,339,617	102,339,617	28,595,891	73,743,726	29,921,634
a I-a SERVICII PUBLICE GENERALE (cod 54.10+55.10)	5010	683,450	683,450	158,500	591,900	591,900	140,325	451,575	153,834
servicii publice generale (cod 54.10.10+54.10.50)	5410	683,450	683,450	158,500	591,900	591,900	140,325	451,575	153,834
cii publice comunitare de evidenta a persoanelor	541010	683,450	683,450	158,500	591,900	591,900	140,325	451,575	153,834
a III-a CHELTUIELI SOCIAL-CULTURALE (cod 66.10+67.10+68.10)	6310	7,493,640	122,757,640	32,129,140	101,747,717	101,747,717	28,455,566	73,292,151	29,767,800
tate (66.10.06+66.10.08+66.10.50)	6610	495,000	115,759,000	30,563,000	96,291,327	96,291,327	27,252,295	69,039,032	28,315,667
cii medicale in unitati sanitare cu paturi (cod 66.10.06.01+66.10.06.03)	661006	495,000	115,759,000	30,563,000	96,291,327	96,291,327	27,252,295	69,039,032	28,315,667
le generale	66100601		115,264,000	30,451,000	95,861,827	95,861,827	27,148,796	68,713,031	28,202,408
ti medico-sociale	66100603	495,000	495,000	112,000	429,500	429,500	103,499	326,001	113,259
ra, recreere si religie (cod 67.10.03+67.10.05+67.10.50)	6710	6,238,640	6,238,640	1,399,140	4,879,390	4,879,390	1,045,199	3,834,191	1,266,400
cii culturale (cod 67.10.03.03 la 67.10.03.07+ 67.10.03.09 la 67.10.03.11+67.10.03.14+ 67.10.03.15+ 67.10.03.30))	671003	6,238,640	6,238,640	1,399,140	4,879,390	4,879,390	1,045,199	3,834,191	1,266,400
e	67100303	3,204,000	3,204,000	768,500	2,657,250	2,657,250	485,597	2,171,653	637,085
servicii culturale	67100330	3,034,640	3,034,640	630,640	2,222,140	2,222,140	559,602	1,662,538	629,315
irari si asistenta sociala (cod 68.10.04 la 68.10.05+68.10.11+68.10.12+ 68.10.50)	6810	760,000	760,000	167,000	577,000	577,000	158,072	418,928	185,733
ti de asistenta medico-sociale	681012	760,000	760,000	167,000	577,000	577,000	158,072	418,928	185,733

A	B	1	2	3	4	5	6	7=5-6	8
a a VII-a REZERVE, EXCEDENT/DEFICIT	9610						2,456,214		
EDENT (98.10.96+98.10.97)	9810						1,228,107		
dentul sectiuni de functionare	981096						1,156,223		
dentul sectiunii de dezvoltare	981097						71,884		
CIT (99.10.96+99.10.97)_	9910						-1,228,107		
itul sectiunii de functionare	991096						-1,156,223		
itul sectiunii de dezvoltare	991097						-71,884		
_TUIELILE SECTIUNII DE FUNCTIONARE (cod H+59.10+63.10+70.10+74.10+79.10)	4910	7,816,090	120,028,090	31,437,640	98,926,617	98,926,617	28,347,775	70,578,842	29,585,537
a I-a SERVICII PUBLICE GENERALE (cod 54.10+55.10)	5010	683,450	683,450	158,500	591,900	591,900	140,325	451,575	147,875
servicii publice generale (cod 54.10.10+54.10.50)	5410	683,450	683,450	158,500	591,900	591,900	140,325	451,575	147,875
cii publice comunitare de evidenta a persoanelor	541010	683,450	683,450	158,500	591,900	591,900	140,325	451,575	147,875
a III-a CHELTUIELI SOCIAL-CULTURALE (cod H+66.10+67.10+68.10)	6310	7,132,640	119,344,640	31,279,140	98,334,717	98,334,717	28,207,450	70,127,267	29,437,662
tate (66.10.06+66.10.08+66.10.50)	6610	495,000	112,707,000	29,713,000	93,239,327	93,239,327	27,004,179	66,235,148	28,002,972
cii medicale in unitati cu paturi (cod H.06.01+66.10.06.03)	661006	495,000	112,707,000	29,713,000	93,239,327	93,239,327	27,004,179	66,235,148	28,002,972
le generale	66100601		112,212,000	29,601,000	92,809,827	92,809,827	26,900,680	65,909,147	27,889,713
ti medico-sociale	66100603	495,000	495,000	112,000	429,500	429,500	103,499	326,001	113,259
ra, recreere si religie (cod 67.10.03+67.10.05+67.10.50)	6710	5,877,640	5,877,640	1,399,140	4,518,390	4,518,390	1,045,199	3,473,191	1,262,233
cii culturale (cod 67.10.03.03 la 67.10.03.07+ 67.10.03.09 +67.10.03.11+67.10.03.14+ 67.10.03.15+ 67.10.03.30)	671003	5,877,640	5,877,640	1,399,140	4,518,390	4,518,390	1,045,199	3,473,191	1,262,233
te	67100303	2,850,000	2,850,000	768,500	2,303,250	2,303,250	485,597	1,817,653	637,085
servicii culturale	67100330	3,027,640	3,027,640	630,640	2,215,140	2,215,140	559,602	1,655,538	625,148
irari si asistenta sociala (cod H.04+68.10.05+68.10.11+68.10.12+ 68.10.50)	6810	760,000	760,000	167,000	577,000	577,000	158,072	418,928	172,457
ti de asistenta medico-sociale	681012	760,000	760,000	167,000	577,000	577,000	158,072	418,928	172,457
a a VII-a REZERVE, EXCEDENT/DEFICIT	9610						2,312,446		
EDENT (98.10.96)	9810						1,156,223		
dentul sectiunii de functionare	981096						1,156,223		
CIT (99.10.96)	9910						-1,156,223		
itul sectiunii de functionare	991096						-1,156,223		
_TUIELILE SECTIUNII DE DEZVOLTARE (cod	4910	361,000	3,413,000	850,000	3,413,000	3,413,000	248,116	3,164,884	336,097

A	B	1	2	3	4	5	6	7=5-6	8
59.10+63.10+70.10+74.10+79.10)									
a I-a SERVICII PUBLICE GENERALE (cod 54.10)	5010								5,959
servicii publice generale (cod 54.10.10+54.10.50)	5410								5,959
cii publice comunitare de evidenta a persoanelor	541010								5,959
a III-a CHELTUIELI SOCIAL-CULTURALE (cod 66.10+67.10+68.10)	6310	361,000	3,413,000	850,000	3,413,000	3,413,000	248,116	3,164,884	330,138
tate (66.10.06+66.10.08+66.10.50)	6610		3,052,000	850,000	3,052,000	3,052,000	248,116	2,803,884	312,695
cii medicale in unitati cu paturi (cod 66.10.01+66.10.06.03)	661006		3,052,000	850,000	3,052,000	3,052,000	248,116	2,803,884	312,695
le generale	66100601		3,052,000	850,000	3,052,000	3,052,000	248,116	2,803,884	312,695
ra, recreere si religie (cod 67.10.03+67.10.05+67.10.50)	6710	361,000	361,000		361,000	361,000		361,000	4,167
cii culturale (cod 67.10.03.03 la 67.10.03.07+ 67.10.03.09 la 67.10.03.11+ 67.10.03.14+ 67.10.03.15+ 67.10.03.30)	671003	361,000	361,000		361,000	361,000		361,000	4,167
e	67100303	354,000	354,000		354,000	354,000		354,000	
servicii culturale	67100330	7,000	7,000		7,000	7,000		7,000	4,167
irari si asistenta sociala (cod 68.10.04+68.10.05+68.10.11+68.10.12+ 68.10.50)	6810								13,276
ti de asistenta medico-sociale	681012								13,276
a a VII-a REZERVE, EXCEDENT/DEFICIT	9610						143,768		
EDENT (98.10.97)	9810						71,884		
dentul sectiunii de dezvoltare	981097						71,884		
CIT (99.10.97)	9910						-71,884		
itul sectiunii de dezvoltare	991097						-71,884		

Se detaliaza pe structura clasificatiei economice (Anexa 7)

Conducatorul institutiei

MARC TIBERIU

Conducatorul compartimentului

financiar-contabil

MARUSCA LEONTINA

CONTUL DE EXECUTIE A BUGETULUI LOCAL- VENITURI

la data de 31.03.2017

Cod 20

-lei-

Denumirea indicatorilor	Cod indicator	Prevederi bugetare		Drepturi constatate			Incasari realizate	Stingeri pe alte cai decat incasari	Drepturi constatate de incasat
		anuale aprobate la finele perioadei de raportare	trimestriale cumulate	Total,din care:	din anii precedenti	din anul curent			
A	B	1	2	3=4+5	4	5	6	7	8=3-6-7
VENITURI -TOTAL(cod 00.02+00.15+00.16+00.17+45.02)	000102	150,810,000	42,950,150	42,690,322	1,041,598	41,648,724	41,321,007	154,220	1,215,095
VENITURI PROPRII (cod 00.02-11.02-II 37.02+ 00.15+ 00.16)	4990	34,532,000	8,593,800	11,527,029	1,041,598	10,485,431	10,157,714	154,220	1,215,095
I. VENITURI CURENTE (cod 00.03+00.12)	0002	100,542,000	28,316,800	27,791,869	233,567	27,558,302	27,347,078		444,791
A. VENITURI FISCALE (cod 00.04+06.02+00.09+00.10+00.11)	0003	97,377,000	27,698,800	26,042,022	19,250	26,022,772	26,028,719		13,303
A1. IMPOZIT PE VENIT, PROFIT SI CASTIGURI DIN CAPITAL (cod 00.05+00.06+00.07)	0004	30,542,000	7,868,800	7,918,455		7,918,455	7,918,455		
A1.2. IMPOZIT PE VENIT, PROFIT SI CASTIGURI DIN CAPITAL DE LA PERSOANE FIZICE(cod 03.02+04.02)	0006	30,542,000	7,868,800	7,918,455		7,918,455	7,918,455		
Cote si sume defalcate din impozitul pe venit (cod 04.02.01+04.02.04)	0402	30,542,000	7,868,800	7,918,455		7,918,455	7,918,455		
Cote defalcate din impozitul pe venit	040201	21,200,000	5,533,800	5,514,125		5,514,125	5,514,125		
Sume alocate din cotele defalcate din impozitul pe venit pentru echilibrarea bugetelor locale	040204	9,342,000	2,335,000	2,404,330		2,404,330	2,404,330		
A4.IMPOZITE SI TAXE PE BUNURI SI SERVICII (cod 11.02+12.02+15.02+16.02)	0010	68,835,000	19,830,000	18,123,567	19,250	18,104,317	18,110,264		13,303
Sume defalcate din TVA (cod 11.02.01+11.02.02+11.02.05+11.02.06+11.02.09)	1102	66,010,000	19,723,000	17,925,673		17,925,673	17,925,673		
Sume defalcate din taxa pe valoarea adaugata pentru finantarea cheltuielilor descentralizate la nivelul judetelor	110201	46,903,000	15,000,000	14,267,611		14,267,611	14,267,611		
Sume defalcate din taxa pe valoarea adaugata pentru drumuri	110205	7,621,000	2,446,000	1,381,062		1,381,062	1,381,062		
Sume defalcate din taxa pe valoarea adaugata pentru echilibrarea bugetelor locale	110206	11,486,000	2,277,000	2,277,000		2,277,000	2,277,000		

A	B	1	2	3=4+5	4	5	6	7	8=3-6-7
Taxe pe utilizarea bunurilor, autorizarea utilizarii bunurilor sau pe desfasurarea de activitati (cod 16.02.02+16.02.03+16.02.50)	1602	825,000	107,000	197,894	19,250	178,644	184,591		13,303
Impozit pe mijloacele de transport (cod 16.02.02.01+16.02.02.02)	160202	705,000	78,000	172,239	14,035	158,204	164,151		8,088
Impozit pe mijloacele de transport detinute de persoane fizice	16020201	16,000	3,000	8,134	176	7,958	8,134		
Impozit pe mijloacele de transport detinute de persoane juridice	16020202	689,000	75,000	164,105	13,859	150,246	156,017		8,088
Taxe si tarife pentru eliberarea de licente si autorizatii de functionare	160203	20,000	4,000	6,000		6,000	6,000		
Alte taxe pe utilizarea bunurilor, autorizarea utilizarii bunurilor sau pe desfasurarea de activitati	160250	100,000	25,000	19,655	5,215	14,440	14,440		5,215
C. VENITURI NEFISCALE (cod 00.13+00.14)	0012	3,165,000	618,000	1,749,847	214,317	1,535,530	1,318,359		431,488
C1. VENITURI DIN PROPRIETATE (cod 30.02+31.02)	0013	1,278,000	240,000	705,979	60,779	645,200	628,366		77,613
Venituri din proprietate (cod 30.02.01+30.02.05+30.02.08+30.02.50)	3002	1,278,000	240,000	705,979	60,779	645,200	628,366		77,613
Venituri din concesiuni si inchirieri (cod 30.02.05.30)	300205	1,100,000	200,000	705,979	60,779	645,200	628,366		77,613
Alte venituri din concesiuni si inchirieri de catre institutiile publice	30020530	1,100,000	200,000	705,979	60,779	645,200	628,366		77,613
Venituri din dividende (cod 30.02.08.02+30.02.08.03)	300208	178,000	40,000						
Dividende de la societatile si companiile nationale si societatile cu capital majoritar de stat	30020803	178,000	40,000						
C2. VANZARI DE BUNURI SI SERVICII (cod 33.02+34.02+35.02+36.02+37.02)	0014	1,887,000	378,000	1,043,868	153,536	890,330	689,993		353,875
Venituri din prestari de servicii si alte activitati (cod 33.02.08+33.02.10+33.02.12+33.02.24+33.02.27+33.02.28+33.02.50)	3302	1,167,000	228,000	248,205	10,971	237,234	234,425		13,780
Venituri din prestari de servicii	330208	1,000,000	200,000	196,164		196,164	196,164		
Contributia lunara a parintilor pentru intretinerea copiilor in unitatile de protectie sociala	330227	2,000	1,000	10,971	10,971		750		10,221
Alte venituri din prestari de servicii si alte activitati	330250	165,000	27,000	41,070		41,070	37,511		3,559
Amenzi, penalitati si confiscari (cod 35.02.01+35.02.03+35.02.50)	3502			132,262	132,262		8		132,254
Venituri din amenzi si alte sanctiuni aplicate potrivit dispozitiilor legale (cod 35.02.01.02)	350201			132,262	132,262		8		132,254
Venituri din amenzi si alte sanctiuni aplicate de catre alte institutii de specialitate	35020102			132,262	132,262		8		132,254

A	B	1	2	3=4+5	4	5	6	7	8=3-6-7
Diverse venituri (cod 36.02.01+36.02.05+36.02.06 +36.02.07+36.02.11+36.02.14+36.02.22+36.02.23+36.02.31 +36.02.32+36.02.47+36.02.50)	3602	720,000	150,000	340,911	10,305	330,606	133,070		207,841
Alte venituri	360250	720,000	150,000	340,911	10,305	330,606	133,070		207,841
Transferuri voluntare, altele decat subventiile (cod 37.02.01+37.02.03 la 37.02.05+37.02.50)	3702			322,490		322,490	322,490		
Donatii si sponsorizari	370201			322,490		322,490	322,490		
Varsaminte din sectiunea de functionare pentru finantarea sectiunii de dezvoltare a bugetului local (cu semnul minus)	370203	-14,610,000							
Varsaminte din sectiunea de functionare	370204	14,610,000							
II. VENITURI DIN CAPITAL (cod 39.02)	0015			983,323	808,031	175,292	58,799	154,220	770,304
Venituri din valorificarea unor bunuri (cod 39.02.01+39.02.03+39.02.04+ 39.02.07+39.02.10)	3902			983,323	808,031	175,292	58,799	154,220	770,304
Venituri din valorificarea unor bunuri ale institutiilor publice	390201			40,070	18,997	21,073	19,509		20,561
Venituri din vanzarea unor bunuri apartinand domeniului privat al statului sau al unitatilor administrativ-teritoriale	390207			943,253	789,034	154,219	39,290	154,220	749,743
III. OPERATIUNI FINANCIARE (cod 40.02+41.02)	0016			1,000,000		1,000,000	1,000,000		
Incasari din rambursarea imprumuturilor acordate (cod 40.02.06+40.02.07+40.02.10+40.02.11+40.02.13+40.02.14+4 0.02.50)	4002			1,000,000		1,000,000	1,000,000		
Sume din excedentul bugetului local utilizate pentru finantarea cheltuielilor sectiunii de dezvoltare	400214			1,000,000		1,000,000	1,000,000		
IV. SUBVENTII (cod 00.18)	0017	50,232,000	14,597,350	12,915,130		12,915,130	12,915,130		
SUBVENTII DE LA ALTE NIVELE ALE ADMINISTRATIEI PUBLICE (cod 42.02+43.02)	0018	50,232,000	14,597,350	12,915,130		12,915,130	12,915,130		
Subventii de la bugetul de stat (cod 42.02.01+42.02.05+ 42.02.10+42.02.12 la 42.02.21+ 42.02.28+ 42.02.29+42.02.32 la 42.02.36+42.02.40 la 42.02.42 +42.02.44 +42.02.45+42.02.51+42.02.52+42.02.54+42.02.55+42.02.62 +42.02.65 la 42.02.67+42.02.69)	4202	50,232,000	14,597,350	12,915,130		12,915,130	12,915,130		
Finantarea drepturilor acordate persoanelor cu handicap	420221	48,695,000	14,085,350	12,809,130		12,809,130	12,809,130		
Subventii din bugetul de stat pentru finantarea unitatilor de asistenta medico-sociale	420235	495,000	112,000	106,000		106,000	106,000		
Subventii primite de la bugetul de stat pentru finantarea investitiilor pentru institutii publice de asistenta sociala si unitati de asistenta medico-sociale	420252	1,042,000	400,000						

A	B	1	2	3=4+5	4	5	6	7	8=3-6-7
Sume primite de la UE/alti donatori în contul platilor efectuate si prefinantari aferente cadrului financiar 2014-2020 (cod 48.02.01 la 48.02.05+48.02.11+48.02.12+48.02.15)	4802	36,000	36,000						
Alte programe comunitare finantate în perioada 2014-2020 (APC) (cod 48.02.15.01+48.02.15.02)	480215	36,000	36,000						
Sume primite în contul platilor efectuate în anul curent	48021501	36,000	36,000						
VENITURILE SECTIUNII DE FUNCTIONARE (cod 00.02+00.16+00.17) - TOTAL	000102	135,122,000	42,514,150	40,706,999	233,567	40,473,432	40,262,208		444,791
VENITURI PROPRII (00.02-11.02-37.02+00.16)	4990	34,532,000	8,593,800	9,543,706	233,567	9,310,139	9,098,915		444,791
I. VENITURI CURENTE (cod 00.03+00.12)	0002	85,932,000	28,316,800	27,791,869	233,567	27,558,302	27,347,078		444,791
A. VENITURI FISCALE (cod 00.04+06.02+00.09+00.10+00.11)	0003	97,377,000	27,698,800	26,042,022	19,250	26,022,772	26,028,719		13,303
A1. IMPOZIT PE VENIT, PROFIT SI CASTIGURI DIN CAPITAL (cod 00.05+00.06+00.07)	0004	30,542,000	7,868,800	7,918,455		7,918,455	7,918,455		
A1.2. IMPOZIT PE VENIT, PROFIT SI CASTIGURI DIN CAPITAL DE LA PERSOANE FIZICE(cod 03.02+04.02)	0006	30,542,000	7,868,800	7,918,455		7,918,455	7,918,455		
Cote si sume defalcate din impozitul pe venit (cod 04.02.01+04.02.04)	0402	30,542,000	7,868,800	7,918,455		7,918,455	7,918,455		
Cote defalcate din impozitul pe venit	040201	21,200,000	5,533,800	5,514,125		5,514,125	5,514,125		
Sume alocate din cotele defalcate din impozitul pe venit pentru echilibrarea bugetelor locale	040204	9,342,000	2,335,000	2,404,330		2,404,330	2,404,330		
A4. IMPOZITE SI TAXE PE BUNURI SI SERVICII (cod 11.02+12.02+15.02+16.02)	0010	66,835,000	19,830,000	18,123,567	19,250	18,104,317	18,110,264		13,303
Sume defalcate din TVA (cod 11.02.01+11.02.02+11.02.05+11.02.06+11.02.09)	1102	66,010,000	19,723,000	17,925,673		17,925,673	17,925,673		
Sume defalcate din taxa pe valoarea adaugata pentru finantarea cheltuielilor descentralizate la nivelul judetelor	110201	46,903,000	15,000,000	14,267,611		14,267,611	14,267,611		
Sume defalcate din taxa pe valoarea adaugata pentru drumuri	110205	7,621,000	2,446,000	1,381,062		1,381,062	1,381,062		
Sume defalcate din taxa pe valoarea adaugata pentru echilibrarea bugetelor locale	110206	11,486,000	2,277,000	2,277,000		2,277,000	2,277,000		
Taxe pe utilizarea bunurilor, autorizarea utilizarii bunurilor sau pe desfasurarea de activitati (cod 16.02.02+16.02.03+16.02.50)	1602	825,000	107,000	197,894	19,250	178,644	184,591		13,303
Impozit pe mijloacele de transport (cod 16.02.02.01+16.02.02.02)	160202	705,000	78,000	172,239	14,038	158,204	164,151		8,088
Impozit pe mijloacele de transport detinute de persoane fizice	16020201	16,000	3,000	8,134	176	7,958	8,134		


A	B	1	2	3=4+5	4	5	6	7	8=3-6-7
Impozit pe mijloacele de transport detinute de persoane juridice	16020202	689,000	75,000	164,105	13,859	150,246	156,017		8,088
Taxe si tarife pentru eliberarea de licente si autorizatii de functionare	160203	20,000	4,000	6,000		6,000	6,000		
Alte taxe pe utilizarea bunurilor, autorizarea utilizarii bunurilor sau pe desfasurarea de activitati	160250	100,000	25,000	19,655	5,215	14,440	14,440		5,215
C. VENITURI NEFISCALE (cod 00.13+00.14)	0012	-11,445,000	618,000	1,749,847	214,317	1,535,530	1,318,359		431,488
C1. VENITURI DIN PROPRIETATE (cod 30.02+31.02)	0013	1,278,000	240,000	705,979	60,779	645,200	628,366		77,613
Venituri din proprietate (cod 30.02.01+30.02.05+30.02.08+30.02.50)	3002	1,278,000	240,000	705,979	60,779	645,200	628,366		77,613
Venituri din concesiuni si inchirieri (cod 30.02.05.30)	300205	1,100,000	200,000	705,979	60,779	645,200	628,366		77,613
Alte venituri din concesiuni si inchirieri de catre institutiile publice	30020530	1,100,000	200,000	705,979	60,779	645,200	628,366		77,613
Venituri din dividende (cod 30.02.08.02+30.02.08.03)	300208	178,000	40,000						
Dividende de la societatile si companiile nationale si societatile cu capital majoritar de stat	30020803	178,000	40,000						
C2. VANZARI DE BUNURI SI SERVICII (cod 33.02+34.02+35.02+36.02+37.02)	0014	-12,723,000	378,000	1,043,868	153,538	890,330	689,993		353,875
Venituri din prestari de servicii si alte activitati (cod 33.02.08+33.02.10+33.02.12+33.02.24+33.02.27+33.02.28+33.02.50)	3302	1,167,000	228,000	248,205	10,971	237,234	234,425		13,780
Venituri din prestari de servicii	330208	1,000,000	200,000	196,164		196,164	196,164		
Contributia lunara a parintilor pentru intretinerea copiilor in unitatile de protectie sociala	330227	2,000	1,000	10,971	10,971		750		10,221
Alte venituri din prestari de servicii si alte activitati	330250	165,000	27,000	41,070		41,070	37,511		3,559
Amenzi, penalitati si confiscari (cod 35.02.01 la 35.02.03+35.02.50)	3502			132,262	132,262		8		132,254
Venituri din amenzi si alte sanctiuni aplicate potrivit dispozitiilor legale (cod 35.02.01.02)	350201			132,262	132,262		8		132,254
Venituri din amenzi si alte sanctiuni aplicate de catre alte institutii de specialitate	35020102			132,262	132,262		8		132,254
Diverse venituri (cod 36.02.01+36.02.05+36.02.06+36.02.11+36.02.14+36.02.32+36.02.50)	3602	720,000	150,000	340,911	10,305	330,606	133,070		207,841
Alte venituri	360250	720,000	150,000	340,911	10,305	330,606	133,070		207,841
Transferuri voluntare, altele decat subventiile (cod 37.02.01+37.02.03+37.02.50)	3702	-14,610,000		322,490		322,490	322,490		

A	B	1	2	3=4+5	4	5	6	7	8=3-6-7
Donatii si sponsorizari	370201			322,490		322,490	322,490		
Varsaminte din sectiunea de functionare pentru finantarea sectiunii de dezvoltare a bugetului local (cu semnul minus)	370203	-14,610,000							
IV. SUBVENTII (cod 00.18)	0017	49,190,000	14,197,350	12,915,130		12,915,130	12,915,130		
SUBVENTII DE LA ALTE NIVELE ALE ADMINISTRATIEI PUBLICE (cod 42.02+43.02)	0018	49,190,000	14,197,350	12,915,130		12,915,130	12,915,130		
Subventii de la bugetul de stat (cod 42.02.21+42.02.28+42.02.32 la 42.02.36+42.02.41+42.02.42+42.02.44+42.02.45+42.02.51+42.02.54+42.02.66)	4202	49,190,000	14,197,350	12,915,130		12,915,130	12,915,130		
Finantarea drepturilor acordate persoanelor cu handicap	420221	48,695,000	14,085,350	12,809,130		12,809,130	12,809,130		
Subventii din bugetul de stat pentru finantarea unitatilor de asistenta medico-sociale	420235	495,000	112,000	106,000		106,000	106,000		
VENITURILE SECTIUNII DE DEZVOLTARE (00.02+00.15+00.16+00.17+45.02+48.02) - TOTAL	000102	15,688,000	436,000	1,983,323	808,031	1,175,292	1,058,799	154,220	770,304
VENITURI PROPRII (cod 00.02-11.02-37.02+00.15+00.16)	4990			1,983,323	808,031	1,175,292	1,058,799	154,220	770,304
I. VENITURI CURENTE (cod 00.03+00.12)	0002	14,610,000							
C. VENITURI NEFISCALE (cod 00.14)	0012	14,610,000							
C2. VANZARI DE BUNURI SI SERVICII (cod 36.02+37.02)	0014	14,610,000							
Transferuri voluntare, altele decat subventiile (cod 37.02.04+37.02.05)	3702	14,610,000							
Varsaminte din sectiunea de functionare	370204	14,610,000							
II. VENITURI DIN CAPITAL (cod 39.02)	0015			983,323	808,031	175,292	58,799	154,220	770,304
Venituri din valorificarea unor bunuri (cod 39.02.01+39.02.03+39.02.04+39.02.07+39.02.10)	3902			983,323	808,031	175,292	58,799	154,220	770,304
Venituri din valorificarea unor bunuri ale institutiilor publice	390201			40,070	18,997	21,073	19,509		20,561
Venituri din vanzarea unor bunuri apartinand domeniului privat al statului sau al unitatilor administrativ-teritoriale	390207			943,253	789,034	154,219	39,290	154,220	749,743
III. OPERATIUNI FINANCIARE (cod 40.02+41.02)	0016			1,000,000		1,000,000	1,000,000		
Incasari din rambursarea imprumuturilor acordate (cod 40.02.13+40.02.14+40.02.16)	4002			1,000,000		1,000,000	1,000,000		
Sume din excedentul bugetului local utilizate pentru finantarea cheltuielilor sectiunii de dezvoltare	400214			1,000,000		1,000,000	1,000,000		
IV. SUBVENTII (cod 00.18)	0017	1,042,000	400,000						
SUBVENTII DE LA ALTE NIVELE ALE ADMINISTRATIEI PUBLICE (cod 42.02+43.02)	0018	1,042,000	400,000						
Subventii de la bugetul de stat (cod 42.02.01+42.02.05+42.02.10+42.02.12 la 42.02.20+42.02.29+ 42.02.40+	4202	1,042,000	400,000						

A	B	1	2	3=4+5	4	5	6	7	8=3-6-7
42.02.51+42.02.52+42.02.55+ 42.02.62+ 42.02.65+ 42.02.67+42.02.69)									
Subventii primite de la bugetul de stat pentru finantarea investitiilor pentru institutii publice de asistenta sociala si unitati de asistenta medico-sociale	420252	1,042,000	400,000						
Sume primite de la UE/alti donatori în contul platilor efectuate si prefinantari aferente cadrului financiar 2014-2020 (cod 48.02.01 la 48.02.05+48.02.11+48.02.12+48.02.15)	4802	36,000	36,000						
Alte programe comunitare finantate în perioada 2014-2020 (APC) (cod 48.02.15.01+48.02.15.02)	480215	36,000	36,000						
Sume primite în contul platilor efectuate în anul curent	48021501	36,000	36,000						

Conducatorul institutiei

MARC TIBERIU



Conducatorul compartimentului

financiar-contabil

MARUSCA LEONTINA

CONTUL DE EXECUTIE A BUGETULUI LOCAL- CHELTUIELI

la data de 31.03.2017

Cod 21

-lei-

Denumirea indicatorilor *)	Cod indicator	Credite de angajament	Credite bugetare		Angajamente bugetare	Angajamente legale	Plati efectuate	Angajamente legale de platit	Cheltuieli efective
			anuale aprobate la finele perioadei de raportare	trimestriale cumulate					
A	B	1	2	3	4	5	6	7=5-6	8
TOTAL CHELTUIELI (cod 50.02+59.02+63.02+70.02+74.02+79.02)	4902	176,823,960	176,679,000	50,891,650	166,450,476	166,450,476	32,221,598	134,228,878	33,612,527
Partea I-a SERVICII PUBLICE GENERALE (cod 51.02+54.02+55.02+56.02)	5002	20,044,960	19,900,000	6,839,260	18,209,345	18,209,345	2,162,557	16,046,788	2,451,415
Autoritati publice si actiuni externe (cod 51.02.01)	5102	15,593,460	15,448,500	4,680,760	13,757,845	13,757,845	2,012,557	11,745,288	2,301,415
Autoritati executive si legislative (cod 51.02.01.03)	510201	15,593,460	15,448,500	4,680,760	13,757,845	13,757,845	2,012,557	11,745,288	2,301,415
Autoritati executive	51020103	15,593,460	15,448,500	4,680,760	13,757,845	13,757,845	2,012,557	11,745,288	2,301,415
Alte servicii publice generale (cod 54.02.05 la 54.02.07+54.02.10+54.02.50)	5402	4,451,500	4,451,500	2,158,500	4,451,500	4,451,500	150,000	4,301,500	150,000
Fond de rezerva bugetara la dispozitia autoritatilor locale	540205	3,776,500	3,776,500	2,000,000	3,776,500	3,776,500		3,776,500	
Servicii publice comunitare de evidenta a persoanelor	540210	675,000	675,000	158,500	675,000	675,000	150,000	525,000	150,000
Partea a II-a APARARE, ORDINE PUBLICA SI SIGURANTA NATIONALA (60.02+61.02)	5902	420,000	420,000	144,850	144,850	144,850	66,948	77,902	106,830
Aparare (cod 60.02.02)	6002	350,000	350,000	128,500	128,500	128,500	63,910	64,590	97,579
Aparare nationala	600202	350,000	350,000	128,500	128,500	128,500	63,910	64,590	97,579
Ordine publica si siguranta nationala (cod 61.02.03 +61.02.05+61.02.50)	6102	70,000	70,000	16,350	16,350	16,350	3,038	13,312	9,251
Protectie civila si protectia contra incendiilor (protectie civila nonmilitara)	610205	70,000	70,000	16,350	16,350	16,350	3,038	13,312	9,251
Partea a III-a CHELTUIELI SOCIAL-CULTURALE(cod 65.02+66.02+67.02+68.02)	6302	115,871,200	115,871,200	35,007,590	111,024,531	111,024,531	28,465,766	82,558,765	30,465,290
Invatamant (cod 65.02.03 la 65.02.05+65.02.07+65.02.11+65.02.50)	6502	13,664,000	13,664,000	3,641,340	13,225,603	13,225,603	2,735,256	10,490,347	3,367,719

A	B	1	2	3	4	5	6	7=5-6	8
Invatamant prescolar si primar (cod 65.02.03.01+65.02.03.02)	650203	3,621,000	3,621,000	896,000	3,621,000	3,621,000	414,175	3,206,825	461,170
Invatamant prescolar	65020301	1,109,000	1,109,000	302,000	1,109,000	1,109,000	112,714	996,286	124,235
Invatamant primar	65020302	2,512,000	2,512,000	594,000	2,512,000	2,512,000	301,461	2,210,539	336,935
Invatamant secundar (cod 65.02.04.01 la 65.02.04.03)	650204	2,025,000	2,025,000	504,000	2,025,000	2,025,000	269,942	1,755,058	249,449
Invatamant secundar inferior	65020401	2,025,000	2,025,000	504,000	2,025,000	2,025,000	269,942	1,755,058	249,449
Invatamant nedefinit prin nivel (cod 65.02.07.04)	650207	7,973,000	7,973,000	2,241,340	7,579,603	7,579,603	2,051,139	5,528,464	2,657,100
Invatamant special	65020704	7,973,000	7,973,000	2,241,340	7,579,603	7,579,603	2,051,139	5,528,464	2,657,100
Alte cheltuieli in domeniul invatamantului	650250	45,000	45,000						
Sanatate (cod 66.02.06+66.02.08+66.02.50)	6602	3,305,550	3,206,480	1,324,480	3,305,550	3,305,550	105,000	3,200,550	105,000
Servicii medicale in unitati sanitare cu paturi (cod 66.02.06.01+66.02.06.03)	660206	3,305,550	3,206,480	1,324,480	3,305,550	3,305,550	105,000	3,200,550	105,000
Spitale generale	66020601	2,810,550	2,711,480	1,212,480	2,810,550	2,810,550		2,810,550	
Unitati medico-sociale	66020603	495,000	495,000	112,000	495,000	495,000	105,000	390,000	105,000
Cultura, recreere si religie (cod 67.02.03+67.02.05+67.02.06+67.02.50)	6702	22,395,720	22,395,720	5,522,720	21,994,720	21,994,720	4,871,017	17,123,703	4,928,722
Servicii culturale (cod 67.02.03.02 la 67.02.03.08+67.02.03.12+67.02.03.30)	670203	7,617,000	7,617,000	1,815,000	7,216,000	7,216,000	1,511,736	5,704,264	1,569,441
Biblioteci publice comunale, oratenesti, municipale	67020302	2,160,000	2,160,000	554,000	1,759,000	1,759,000	466,736	1,292,264	524,441
Muzee	67020303	2,650,000	2,650,000	690,000	2,650,000	2,650,000	510,000	2,140,000	510,000
Alte servicii culturale	67020330	2,807,000	2,807,000	571,000	2,807,000	2,807,000	535,000	2,272,000	535,000
Servicii recreative si sportive (cod 67.02.05.01 la 67.02.05.03)	670205	2,955,000	2,955,000	755,000	2,955,000	2,955,000	571,000	2,384,000	571,000
Sport	67020501	2,950,000	2,950,000	750,000	2,950,000	2,950,000	571,000	2,379,000	571,000
Tineret	67020502	5,000	5,000	5,000	5,000	5,000		5,000	
Alte servicii in domeniile culturii, recreerii si religiei	670250	11,823,720	11,823,720	2,952,720	11,823,720	11,823,720	2,788,281	9,035,439	2,788,281
Asigurari si asistenta sociala (cod 68.02.04 la 68.02.06+68.02.10+68.02.11+68.02.12+68.02.15+68.02.50)	6802	76,629,000	76,605,000	24,519,050	72,522,658	72,522,658	20,754,493	51,768,165	22,063,849
Asistenta sociala in caz de boli si invaliditati (cod 68.02.05.02)	680205	12,828,000	12,828,000	4,633,800	10,188,800	10,188,800	3,376,202	6,812,598	4,102,948
Asistenta sociala in caz de invaliditate	68020502	12,828,000	12,828,000	4,633,800	10,188,800	10,188,800	3,376,202	6,812,598	4,102,948
Asistenta sociala pentru familie si copii	680206	14,301,000	14,277,000	5,622,900	13,081,508	13,081,508	4,516,246	8,565,262	5,070,367
Unitati de asistenta medico-sociale	680212	760,000	760,000	167,000	760,000	760,000	166,000	594,000	166,000
Prevenirea excluderii sociale (cod 68.02.15.01+68.02.15.02)	680215	48,695,000	48,695,000	14,085,350	48,447,350	48,447,350	12,695,612	35,751,738	12,724,507
Ajutor social	68021501	48,695,000	48,695,000	14,085,350	48,447,350	48,447,350	12,695,612	35,751,738	12,724,507
Alte cheltuieli in domeniul asigurarilor si asistentei sociale (cod 680250)	680250	45,000	45,000	10,000	45,000	45,000	433	44,567	27

A	B	1	2	3	4	5	6	7=5-6	8
68.02.50.50)									
Alte cheltuieli în domeniul asistentei sociale	68025050	45,000	45,000	10,000	45,000	45,000	433	44,567	27
Partea a IV-a SERVICII SI DEZVOLTARE PUBLICA, LOCUINTE, MEDIU SI APE (cod 70.02+74.02)	6902	345,300	345,300	149,000	345,300	345,300	43,008	302,292	
Locuinte, servicii si dezvoltare publica (cod 70.02.03+70.02.05 la 70.02.07+70.02.50)	7002	154,800	154,800	42,000	154,800	154,800	38,700	116,100	
Alimentari cu apa si amenajari hidrotehnice (cod 70.02.05.01+70.02.05.02)	700205	154,800	154,800	42,000	154,800	154,800	38,700	116,100	
Alimentare cu apa	70020501	154,800	154,800	42,000	154,800	154,800	38,700	116,100	
Protectia mediului (cod 74.02.03+74.02.05+74.02.06+74.02.50)	7402	190,500	190,500	107,000	190,500	190,500	4,308	186,192	
Reducerea si controlul poluarii	740203	15,000	15,000	15,000	15,000	15,000		15,000	
Salubritate si gestiunea deseurilor (cod 74.02.05.01+74.02.05.02)	740205	175,500	175,500	92,000	175,500	175,500	4,308	171,192	
Colectarea, tratarea si distrugerea deseurilor	74020502	175,500	175,500	92,000	175,500	175,500	4,308	171,192	
Partea a V-a ACTIUNI ECONOMICE (80.02+81.02+83.02+84.02+87.02)	7902	40,142,500	40,142,500	8,750,950	36,726,450	36,726,450	1,483,319	35,243,131	588,992
Actiuni generale economice, comerciale si de munca (cod 80.02.01+80.02.02)	8002	3,454,500	3,454,500	1,384,750	3,293,250	3,293,250	125,806	3,167,444	448,999
Actiuni generale economice si comerciale (cod 80.02.01.06+80.02.01.09+80.02.01.10+80.02.01.30)	800201	3,454,500	3,454,500	1,384,750	3,293,250	3,293,250	125,806	3,167,444	448,999
Programe de dezvoltare regionala si sociala	80020110	3,254,500	3,254,500	1,346,000	3,254,500	3,254,500	112,654	3,141,846	433,729
Alte cheltuieli pentru actiuni generale economice si comerciale	80020130	200,000	200,000	38,750	38,750	38,750	13,152	25,598	15,270
Transporturi (cod 84.02.03+84.02.04+84.02.06+84.02.50)	8402	36,688,000	36,688,000	7,366,200	33,433,200	33,433,200	1,357,513	32,075,687	139,993
Transport rutier (cod 84.02.03.01 la 84.02.03.03)	840203	36,688,000	36,688,000	7,366,200	33,433,200	33,433,200	1,357,513	32,075,687	139,993
Drumuri si poduri	84020301	36,688,000	36,688,000	7,366,200	33,433,200	33,433,200	1,357,513	32,075,687	139,993
CHELTUIELILE SECTIUNII DE FUNCTIONARE (cod 50.02+59.02+63.02+70.02+74.02+79.02)	4902	135,146,000	135,122,000	42,514,150	124,823,926	124,823,926	32,127,173	92,696,753	32,924,538
Partea I-a SERVICII PUBLICE GENERALE (cod 51.02+54.02+55.02+56.02)	5002	15,451,500	15,451,500	4,824,960	13,766,365	13,766,365	2,155,095	11,611,270	2,377,393
Autoritati publice si actiuni externe (cod 51.02.01)	5102	11,000,000	11,000,000	2,666,460	9,314,865	9,314,865	2,005,095	7,309,770	2,227,393
Autoritati executive si legislative (cod 51.02.01.03)	510201	11,000,000	11,000,000	2,666,460	9,314,865	9,314,865	2,005,095	7,309,770	2,227,393
Autoritati executive	51020103	11,000,000	11,000,000	2,666,460	9,314,865	9,314,865	2,005,095	7,309,770	2,227,393
Alte servicii publice generale (cod 54.02.05 la 54.02.07+54.02.10+54.02.50)	5402	4,451,500	4,451,500	2,158,500	4,451,500	4,451,500	150,000	4,301,500	150,000

A	B	1	2	3	4	5	6	7=5-6	8
Fond de rezerva bugetara la dispozitia autoritatilor locale	540205	3,776,500	3,776,500	✓ 2,000,000	✓ 3,776,500	3,776,500		3,776,500	
Servicii publice comunitare de evidenta a persoanelor	540210	675,000	675,000	✓ 158,500	✓ 675,000	675,000	150,000	525,000	150,000
Partea a II-a APARARE, ORDINE PUBLICA SI SIGURANTA NATIONALA (60.02+61.02)	5902	420,000	420,000	144,850	144,850	144,850	66,948	77,902	99,362
Aparare (cod 60.02.02)	6002	350,000	350,000	128,500	128,500	128,500	63,910	64,590	93,930
Aparare nationala	600202	350,000	350,000	128,500	128,500	128,500	63,910	64,590	93,930
Ordine publica si siguranta nationala (cod 61.02.03+61.02.05+61.02.50)	6102	70,000	70,000	16,350	16,350	16,350	3,038	13,312	5,432
Protectie civila si protectia contra incendiilor (protectie civila nonmilitara)	610205	70,000	70,000	16,350	16,350	16,350	3,038	13,312	5,432
Partea a III-a CHELTUIELI SOCIAL-CULTURALE(cod 65.02+66.02+67.02+68.02)	6302	110,324,000	110,300,000	32,918,390	105,378,261	105,378,261	28,421,811	76,956,450	30,164,866
Invatamant (cod 65.02.03 la 65.02.05+65.02.07+65.02.11+65.02.50)	6502	13,664,000	13,664,000	3,641,340	13,225,603	13,225,603	2,735,256	10,490,347	3,361,388
Invatamant prescolar si primar (cod 65.02.03.01+65.02.03.02)	650203	3,621,000	3,621,000	896,000	3,621,000	3,621,000	414,175	3,206,825	461,170
Invatamant prescolar	65020301	1,109,000	1,109,000	302,000	1,109,000	1,109,000	112,714	996,286	124,235
Invatamant primar	65020302	2,512,000	2,512,000	594,000	2,512,000	2,512,000	301,461	2,210,539	336,935
Invatamant secundar (cod 65.02.04.01 la 65.02.04.03)	650204	2,025,000	2,025,000	504,000	2,025,000	2,025,000	269,942	1,755,058	249,449
Invatamant secundar inferior	65020401	2,025,000	2,025,000	504,000	2,025,000	2,025,000	269,942	1,755,058	249,449
Invatamant nedefinibil prin nivel (cod 65.02.07.04)	650207	7,973,000	7,973,000	2,241,340	7,579,603	7,579,603	2,051,139	5,528,464	2,650,769
Invatamant special	65020704	7,973,000	7,973,000	2,241,340	7,579,603	7,579,603	2,051,139	5,528,464	2,650,769
Alte cheltuieli in domeniul invatamantului	650250	45,000	45,000						
Sanatate (cod 66.02.06+66.02.08+66.02.50)	6602	495,000	495,000	112,000	495,000	495,000	105,000	390,000	105,000
Servicii medicale in unitati sanitare cu paturi (cod 66.02.06.01+66.02.06.03)	660206	495,000	495,000	112,000	495,000	495,000	105,000	390,000	105,000
Unitati medico-sociale	66020603	495,000	495,000	112,000	495,000	495,000	105,000	390,000	105,000
Cultura, recreere si religie (cod 67.02.03+67.02.05+67.02.06+67.02.50)	6702	22,093,000	22,093,000	5,362,000	21,692,000	21,692,000	4,871,017	16,820,983	4,918,670
Servicii culturale (cod 67.02.03.02 la 67.02.03.08+67.02.03.12+67.02.03.30)	670203	7,610,000	7,610,000	1,815,000	7,209,000	7,209,000	1,511,736	5,697,264	1,559,389
Biblioteci publice comunale, orasenesti, municipale	67020302	2,160,000	2,160,000	554,000	1,759,000	1,759,000	466,736	1,292,264	514,389
Muzee	67020303	2,650,000	2,650,000	690,000	2,650,000	2,650,000	510,000	2,140,000	510,000
Alte servicii culturale	67020330	2,800,000	2,800,000	571,000	2,800,000	2,800,000	535,000	2,265,000	535,000
Servicii recreative si sportive (cod 67.02.05.01 la 67.02.05.03)	670205	2,955,000	2,955,000	755,000	2,955,000	2,955,000	571,000	2,384,000	571,000

A	B	1	2	3	4	5	6	7=5-6	8
Sport	67020501	2,950,000	2,950,000	750,000	2,950,000	2,950,000	571,000	2,379,000	571,000
Tineret	67020502	5,000	5,000	5,000	5,000	5,000		5,000	
Alte servicii in domeniile culturii, recreerii si religiei	670250	11,528,000	11,528,000	2,792,000	11,528,000	11,528,000	2,788,281	8,739,719	2,788,281
Asigurari si asistenta sociala (cod 68.02.04 la 68.02.06 +68.02.10+68.02.11+68.02.12+68.02.15+68.02.50)	6802	74,072,000	74,048,000	23,803,050	69,965,658	69,965,658	20,710,538	49,255,120	21,779,808
Asistenta sociala in caz de boli si invaliditati (cod 68.02.05.02)	680205	11,953,000	11,953,000	4,463,800	9,313,800	9,313,800	3,376,202	5,937,598	3,892,288
Asistenta sociala in caz de invaliditate	68020502	11,953,000	11,953,000	4,463,800	9,313,800	9,313,800	3,376,202	5,937,598	3,892,288
Asistenta sociala pentru familie si copii	680206	12,664,000	12,640,000	5,086,900	11,444,508	11,444,508	4,472,724	6,971,784	4,997,013
Unitati de asistenta medico-sociale	680212	760,000	760,000	167,000	760,000	760,000	166,000	594,000	166,000
Prevenirea excluderii sociale (cod 68.02.15.01+68.02.15.02)	680215	48,695,000	48,695,000	14,085,350	48,447,350	48,447,350	12,695,612	35,751,738	12,724,507
Ajutor social	68021501	48,695,000	48,695,000	14,085,350	48,447,350	48,447,350	12,695,612	35,751,738	12,724,507
Partea a V-a ACTIUNI ECONOMICE (80.02+81.02+83.02+84.02+87.02)	7902	8,950,500	8,950,500	4,625,950	5,534,450	5,534,450	1,483,319	4,051,131	282,917
Actiuni generale economice, comerciale si de munca (cod 80.02.01)	8002	1,329,500	1,329,500	259,750	1,168,250	1,168,250	125,806	1,042,444	142,924
Actiuni generale economice si comerciale (cod 80.02.01.06+ 80.02.01.09+ 80.02.01.10+ 80.02.01.30)	800201	1,329,500	1,329,500	259,750	1,168,250	1,168,250	125,806	1,042,444	142,924
Programe de dezvoltare regionala si sociala	80020110	1,129,500	1,129,500	221,000	1,129,500	1,129,500	112,654	1,016,846	127,654
Alte cheltuieli pentru actiuni generale economice si comerciale	80020130	200,000	200,000	38,750	38,750	38,750	13,152	25,598	15,270
Transporturi (cod 84.02.03+84.02.04+84.02.06+84.02.50)	8402	7,621,000	7,621,000	4,366,200	4,366,200	4,366,200	1,357,513	3,008,687	139,993
Transport rutier (cod 84.02.03.01 la cod 84.02.03.03)	840203	7,621,000	7,621,000	4,366,200	4,366,200	4,366,200	1,357,513	3,008,687	139,993
Drumuri si poduri	84020301	7,621,000	7,621,000	4,366,200	4,366,200	4,366,200	1,357,513	3,008,687	139,993
CHELTUIELILE SECTIUNII DE DEZVOLTARE (cod 50.02+59.02+63.02+70.02+74.02+79.02)	4902	41,656,070	41,557,000	8,377,500	41,650,550	41,650,550	94,425	41,556,125	687,989
Partea I-a SERVICII PUBLICE GENERALE (cod 51.02+54.02)	5002	4,448,500	4,448,500	2,014,300	4,442,980	4,442,980	7,462	4,435,518	74,022
Autoritati publice si actiuni externe (cod 51.02.01)	5102	4,448,500	4,448,500	2,014,300	4,442,980	4,442,980	7,462	4,435,518	74,022
Autoritati executive si legislative (cod 51.02.01.03)	510201	4,448,500	4,448,500	2,014,300	4,442,980	4,442,980	7,462	4,435,518	74,022
Autoritati executive	51020103	4,448,500	4,448,500	2,014,300	4,442,980	4,442,980	7,462	4,435,518	74,022
Partea a II-a APARARE, ORDINE PUBLICA SI SIGURANTA NATIONALA (60.02+61.02)	5902								7,468
Aparare (cod 60.02.02)	6002								3,649
Aparare nationala	600202								3,649
Ordine publica si siguranta nationala (cod 61.02.03+61.02.05+61.02.50)	6102								3,819


A	B	1	2	3	4	5	6	7=5-6	8
Protectie civila si protectia contra incendiilor (protectie civila nonmilitara)	610205								3,819
Partea a III-a CHELTUIELI SOCIAL-CULTURALE (cod 65.02+66.02+67.02+68.02)	6302	5,670,270	5,571,200	2,089,200	5,670,270	5,670,270	43,955	5,626,315	300,424
Invatamant (cod 65.02.03 la 65.02.05+65.02.07+65.02.11+65.02.50)	6502								6,331
Invatamant nedefinit prin nivel (cod 65.02.07.04)	650207								6,331
Invatamant special	65020704								6,331
Sanatate (cod 66.02.06+66.02.08+66.02.50)	6602	2,810,550	2,711,480	1,212,480	2,810,550	2,810,550		2,810,550	
Servicii medicale in unitati sanitare cu paturi (cod 66.02.06.01+66.02.06.03)	660206	2,810,550	2,711,480	1,212,480	2,810,550	2,810,550		2,810,550	
Spitale generale	66020601	2,810,550	2,711,480	1,212,480	2,810,550	2,810,550		2,810,550	
Cultura, recreere si religie (cod 67.02.03+67.02.05+67.02.06+67.02.50)	6702	302,720	302,720	160,720	302,720	302,720		302,720	10,052
Servicii culturale (cod 67.02.03.02 la 67.02.03.08+67.02.03.12+67.02.03.30)	670203	7,000	7,000		7,000	7,000		7,000	10,052
Biblioteci publice comunale, orasenesti, municipale	67020302								10,052
Alte servicii culturale	67020330	7,000	7,000		7,000	7,000		7,000	
Alte servicii in domeniile culturii, recreerii si religiei	670250	295,720	295,720	160,720	295,720	295,720		295,720	
Asigurari si asistenta sociala (cod 68.02.04 la 68.02.06+68.02.10+68.02.11+68.02.12+68.02.15+68.02.50)	6802	2,557,000	2,557,000	716,000	2,557,000	2,557,000	43,955	2,513,045	284,041
Asistenta sociala in caz de boli si invaliditati (cod 68.02.05.02)	680205	875,000	875,000	170,000	875,000	875,000		875,000	210,660
Asistenta sociala in caz de invaliditate	68020502	875,000	875,000	170,000	875,000	875,000		875,000	210,660
Asistenta sociala pentru familie si copii	680206	1,637,000	1,637,000	536,000	1,637,000	1,637,000	43,522	1,593,478	73,354
Alte cheltuieli in domeniul asigurarilor si asistentei sociale (cod 68.02.50.50)	680250	45,000	45,000	10,000	45,000	45,000	433	44,567	27
Alte cheltuieli in domeniul asistentei sociale	68025050	45,000	45,000	10,000	45,000	45,000	433	44,567	27
Partea a IV-a SERVICII SI DEZVOLTARE PUBLICA, LOCUINTE, MEDIU SI APE (cod 70.02+74.02)	6902	345,300	345,300	149,000	345,300	345,300	43,008	302,292	
Locuinte, servicii si dezvoltare publica (cod 70.02.03+70.02.05 la 70.02.07+70.02.50)	7002	154,800	154,800	42,000	154,800	154,800	38,700	116,100	
Alimentari cu apa si amenajari hidrotehnice (cod 70.02.05.01+70.02.05.02)	700205	154,800	154,800	42,000	154,800	154,800	38,700	116,100	
Alimentare cu apa	70020501	154,800	154,800	42,000	154,800	154,800	38,700	116,100	

A	B	1	2	3	4	5	6	7=5-6	8
Protectia mediului (cod 74.02.03+74.02.05+74.02.06+74.02.50)	7402	190,500	190,500	107,000	190,500	190,500	4,308	186,192	
Reducerea si controlul poluarii	740203	15,000	15,000	15,000	15,000	15,000		15,000	
Salubritate si gestiunea deseurilor (cod 74.02.05.01+74.02.05.02)	740205	175,500	175,500	92,000	175,500	175,500	4,308	171,192	
Colectarea, tratarea si distrugerea deseurilor	74020502	175,500	175,500	92,000	175,500	175,500	4,308	171,192	
Partea aV-a ACTIUNI ECONOMICE (80.02+81.02+83.02+84.02+87.02)	7902	31,192,000	31,192,000	4,125,000	31,192,000	31,192,000		31,192,000	306,075
Actiuni generale economice, comerciale si de munca (cod 80.02.01+80.02.02)	8002	2,125,000	2,125,000	1,125,000	2,125,000	2,125,000		2,125,000	306,075
Actiuni generale economice si comerciale (cod 80.02.01.06+ 80.02.01.09+ 80.02.01.10+ 80.02.01.30)	800201	2,125,000	2,125,000	1,125,000	2,125,000	2,125,000		2,125,000	306,075
Programe de dezvoltare regionala si sociala	80020110	2,125,000	2,125,000	1,125,000	2,125,000	2,125,000		2,125,000	306,075
Transporturi (cod 84.02.03+84.02.06+84.02.50)	8402	29,067,000	29,067,000	3,000,000	29,067,000	29,067,000		29,067,000	
Transport rutier (cod 84.02.03.01 la 84.02.03.03)	840203	29,067,000	29,067,000	3,000,000	29,067,000	29,067,000		29,067,000	
Drumuri si poduri	84020301	29,067,000	29,067,000	3,000,000	29,067,000	29,067,000		29,067,000	

Nota: Se detaliaza pe structura clasificatiei economice (Anexa 7)

Conducatorul institutiei

MARC TIBERIU



Conducatorul compartimentului
financiar-contabil

MARUSCA LEONTINA

DISPONIBIL DIN MIJLOACE CU DESTINATIE SPECIALA

la data de 31.03.2017


Cod 05

-lei-

Denumirea indicatorilor	Nr. rand	Disponibil la inceputul anului	Incasari	Plati	Disponibil la sfarsitul perioadei
A	B	1	2	3	4=1+2-3
TOTAL (rd.02 la 15) din care:	01	62,573	1,011	728	62,856
-Garantii materiale retinute gestionarilor conform Legii nr.22/1969 (ct. 5500101, ct. 5500102/analitice distincte)	03	54,830	1,011	728	55,113
Alte disponibilitati cu destinatie speciala (ct. 5500101, ct. 5500102/analitice distincte)	11	7,743			7,743

Conducatorul institutiei

MARC TIBERIU

Conducatorul compartimentului
financiar-contabil
MARUSCA LEONTINA

Situatia platilor efectuate si a sumelor declarate pentru cota-parte aferenta cheltuielilor finantate din FEN postaderare

la data de 31.03.2017

Cod 02

Denumirea programului cu finantare UE/alti donatori	Cod rand	Plati efectuate de la titlul 56 si 58	din care:	Sume in curs de solicitare la rambursare aferente cheltuielilor efectuate in anul curent	Sume solicitate la rambursare aferente cheltuielilor efectuate in anul curent	Sume solicitate la rambursare aferente cheltuielilor efectuate in anul curent afiate in curs de autorizare	Sume rambursate aferente cheltuielilor efectuate in anul curent	Sume neautorizate de autoritatile de management aferente cheltuielilor efectuate in anul curent	Prefinantare dedusa din sumele solicitate la rambursare aferente cheltuielilor efectuate in anul curent	Sume rezultate din nereguli aferente cheltuielilor efectuate in anul curent si anii precedenti	-lei-	
			Plati efectuate pentru cota-parte FEN (afineat 02)								din care:	Sume rezultate din nereguli deduse din sumele solicitate la rambursare aferente cheltuielilor efectuate in anul curent
A		1	2	3=2-4	4=5+6+7+8+10	5	6	7	8	9	10	
Programe din Fondul European de Dezvoltare Regionala(FEDR) (56.01)		4308										
Total (cod01 la 29)		4308										

*) Se completeaza cu urmatoarele coduri:

09-pentru sursa 01
10-pentru sursa 02
11-pentru sursa 03
12-pentru sursa 04
13-pentru sursa 05
15-pentru sursa 10

Conducatorul institutiei

MARC TIBERIU SALAJ



Conducatorul compartimentului
financiar-contabil
MARUSCA LEONTINA LUCICA